

Compliance Designs

CLIENT: Refill It Inc/Pathwater
44137 Fremont Blvd.
Fremont, CA 94539

DATE OF REPORT: Quarter 1, 2023
REPORT #: 1226-105
LABORATORY ID#: 12853

NOTE: “*” indicates that maximum levels have been exceeded, or in the case of pH, is either too high or too low
“ND” indicates that none of this analyte has been detected at or above the specified detection level
“MCL” indicates maximum contaminant level as established by US FDA for bottled water
“RL” indicates laboratory reporting limit for method
Units results are reported in mg/L unless otherwise noted

ANALYSIS PERFORMED	MCL ¹ (mg/L)	RL (mg/L)	PURIFIED W/ELECTROLYTES FOR TASTE pH 9.5 F.P. (Produced from Montebello Municipal, 740 mL, Line 7) 1226-105 (mg/L)
Primary Inorganics			
Antimony	0.006	0.001	ND
Arsenic	0.01	0.001	ND
Asbestos	7 MFL	0.098	ND
Barium	2	0.001	0.0025
Beryllium	0.004	0.001	ND
Cadmium	0.005	0.001	ND
Chromium	0.1	0.001	0.0013
Cyanide	0.2	0.005	ND
Fluoride	See endnote ²	0.10	ND
Lead	0.005	0.001	ND
Mercury	0.002	0.0001	ND
Nickel	0.1	0.001	ND
Nitrogen, Nitrate	10	0.10	0.26
Nitrogen, Nitrite	1.0	0.10	ND
Nitrogen - NO3/NO2 (NOX)	10	0.10	0.26
Selenium	0.05	0.005	ND
Thallium	0.002	0.001	ND
Secondary Inorganics			
Alkalinity	--	1	31.6
Aluminum	0.2	0.010	0.20
Boron	--	0.05	0.072
Bromide	--	0.005	0.0052
Calcium	--	0.5	7.5
Chloride	250 ³	0.1	3.0
Copper	1	0.005	ND
Corrosivity	--	--	0.22
Electrical Conductivity	-- umho/cm	10	71.8
Foaming Agents (MBAS)	--	0.2	ND
Hardness, Total	--	10	19.6
Iron	0.3 ³	0.050	ND
Magnesium	--	0.5	ND
Manganese	0.05 ³	0.001	ND
pH	See endnote ⁴	0.1	9.56
Phenol	0.001	0.001	ND
Potassium	--	1.0	ND
Silver	0.1	0.001	ND
Sodium	--	0.5	4.2
Sulfate	250	10	1.7
TDS	500 ^{3,5}	10	40
Zinc	5 ³	0.005	ND

ANALYSIS PERFORMED	MCL (mg/L)	RL (mg/L)	PURIFIED W/ELECTROLYTES FOR TASTE pH 9.5 F.P. (Produced from Montebello Municipal, 740 mL, Line 7) 1226-105 (mg/L)
Physical			
Color	15 ³ CU	5	ND
Odor	3 ³ TON	1	ND
Turbidity	5 NTU	0.10	ND
Microbiological			
Total Coliform	Absence	1	ND
Radiologicals			
Gross Alpha	15 pCi/L	0.827	ND
Gross Beta	50 pCi/L ⁵	1.16	ND
Radium 226/228	5 pCi/L	0.804/0.517	ND / ND
Uranium	0.030	0.001	ND
Radon	-- pCi/L	12.0	ND
Volatile Organic Compounds EPA 524.2:			
Total Trihalomethanes	0.080	0.0005	0.0029
Benzene	0.005	0.0005	ND
Bromobenzene	--	0.0005	ND
Bromochloromethane	--	0.0005	ND
Bromodichloromethane	--	0.0005	0.0011
Bromoform	--	0.0005	ND
Bromomethane	--	0.0005	ND
n-Butylbenzene	--	0.0005	ND
sec-Butylbenzene	--	0.0005	ND
tert-Butylbenzene	--	0.0005	ND
Carbon Tetrachloride	0.005	0.0005	ND
Chloroethane	--	0.0005	ND
Chloroform	--	0.0005	0.0012
Chloromethane	--	0.0005	ND
o-Chlorotoluene	--	0.0005	ND
p-Chlorotoluene	--	0.0005	ND
Chlorodibromomethane	--	0.0005	0.0006
Dibromomethane	--	0.0005	ND
o-Dichlorobenzene	0.6	0.0005	ND
m-Dichlorobenzene	--	0.0005	ND
p-Dichlorobenzene	0.075	0.0005	ND
Dichlorodifluoromethane	--	0.0005	ND
1,1-Dichloroethane	--	0.0005	ND
1,2-Dichloroethane	0.005	0.0005	ND
1,1-Dichloroethylene	0.007	0.0005	ND
cis-1,2-Dichloroethylene	0.07	0.0005	ND
trans-1,2-Dichloroethylene	0.1	0.0005	ND
1,2-Dichloropropane	0.005	0.0005	ND
1,3-Dichloropropane	--	0.0005	ND
2,2-Dichloropropane	--	0.0005	ND
1,1-Dichloropropene	--	0.0005	ND
cis-1,3-Dichloropropene	--	0.0005	ND
trans-1,3-Dichloropropene	--	0.0005	ND
Ethylbenzene	0.7	0.0005	ND

ANALYSIS PERFORMED	MCL (mg/L)	RL (mg/L)	PURIFIED W/ELECTROLYTES FOR TASTE pH 9.5 F.P. (Produced from Montebello Municipal, 740 mL, Line 7) 1226-105 (mg/L)
EPA 524.2 continued:			
Hexachlorobutadiene	--	0.0005	ND
Isopropylbenzene	--	0.0005	ND
p-Isopropyltoluene	--	0.0005	ND
Methyl tert-Butyl Ether (MTBE)	--	0.0005	ND
Methylene Chloride (Dichloromethane)	0.005	0.0005	ND
Monochlorobenzene	0.1	0.0005	ND
Naphthalene	--	0.0005	ND
n-Propylbenzene	--	0.0005	ND
Styrene	0.1	0.0005	ND
1,1,1,2-Tetrachloroethane	--	0.0005	ND
1,1,2,2-Tetrachloroethane	--	0.0005	ND
Tetrachloroethylene	0.005	0.0005	ND
Toluene	1	0.0005	ND
1,2,3-Trichlorobenzene	--	0.0005	ND
1,2,4-Trichlorobenzene	0.07	0.0005	ND
1,1,1-Trichloroethane	0.2	0.0005	ND
1,1,2-Trichloroethane	0.005	0.0005	ND
Trichloroethylene	0.005	0.0005	ND
Trichlorofluoromethane	--	0.0005	ND
1,2,3-Trichloropropane	--	0.0005	ND
1,2,4-Trimethylbenzene	--	0.0005	ND
1,3,5-Trimethylbenzene	--	0.0005	ND
Vinyl Chloride	0.002	0.0005	ND
m+p-Xylenes	--	0.0005	ND
ortho-Xylene	--	0.0005	ND
Total Xylene	10	0.0005	ND
Add'l Organics			
EPA 504.1:			
1,2-Dibromoethane	0.00005	0.00001	ND
1,2 Dibromo-3-chloropropane	0.0002	0.00002	ND
1,2,3-Trichloropropane	0.00003	0.00002	ND
EPA 508.1:			
Chlordane (alpha and gamma)	0.002	0.0002	ND
Total PCBs	0.0005	0.0005	ND
Toxaphene	0.003	0.001	ND

ANALYSIS PERFORMED	MCL (mg/L)	RL (mg/L)	PURIFIED W/ELECTROLYTES FOR TASTE pH 9.5 F.P. (Produced from Montebello Municipal, 740 mL, Line 7) 1226-105 (mg/L)
EPA 515.4:			
2,4-D	0.07	0.0001	ND
Dalapon	0.2	0.001	ND
Dicamba	--	0.0002	ND
Dinoseb	0.007	0.0002	ND
Pentachlorophenol	0.001	0.00004	ND
Picloram	0.5	0.0001	ND
2,4,5-TP (Silvex)	0.05	0.0002	ND
EPA 525.2:			
Alachlor	0.002	0.0002	ND
Aldrin	--	0.0001	ND
Atrazine	0.003	0.0001	ND
Benzo(a)Pyrene	0.0002	0.00002	ND
Butachlor	--	0.0001	ND
Di(2-ethylhexyl)Adipate	0.4	0.0006	ND
Di(2-ethylhexyl)Phthalate	0.006	0.0006	ND
Dieldrin	--	0.0001	ND
Endrin	0.002	0.00001	ND
Heptachlor	0.0004	0.00004	ND
Heptachlor Epoxide	0.0002	0.00002	ND
Hexachlorobenzene	0.001	0.0001	ND
Hexachlorocyclopentadiene	0.05	0.0001	ND
Lindane	0.0002	0.00002	ND
Methoxychlor	0.04	0.0001	ND
Metolachlor	--	0.0001	ND
Metribuzin	--	0.0001	ND
Propachlor	--	0.0001	ND
Simazine	0.004	0.00007	ND
EPA 531.2:			
Aldicarb (TEMIK)	--	0.001	ND
Aldicarb sulfone	--	0.0016	ND
Aldicarb sulfoxide	--	0.001	ND
Carbaryl	--	0.001	ND
Carbofuran (FURADAN)	0.04	0.0009	ND
3-Hydroxycarbofuran	--	0.001	ND
Methomyl	--	0.001	ND
Oxamyl (VYDATE)	0.2	0.002	ND
EPA 547:			
Glyphosate	0.7	0.006	ND
EPA 548.1:			
Endothall	0.1	0.009	ND
EPA 549.2:			
Diquat	0.02	0.0004	ND

ANALYSIS PERFORMED	MCL (mg/L)	RL (mg/L)	PURIFIED W/ELECTROLYTES FOR TASTE pH 9.5 F.P. (Produced from Montebello Municipal, 740 mL, Line 7) 1226-105 (mg/L)
EPA 1613: 2,3,7,8-TCDD (DIOXIN)	3x10 ⁻⁸	5.0x10 ⁻⁹	ND
Disinfection Byproducts			
EPA 300.1: Bromate	0.010	0.001	ND
EPA 300.1B: Chlorite	1.0	0.010	ND
EPA 552.3:			
Dibromoacetic acid	--	0.001	ND
Dichloroacetic acid	--	0.001	ND
Monobromoacetic acid	--	0.001	ND
Monochloroacetic acid	--	0.002	ND
Trichloroacetic acid	--	0.001	ND
Haloacetic Acids, Total	0.060	0.001	ND
EPA 524.2:			
Total Trihalomethanes	0.080	0.0005	0.0029
Bromodichloromethane	--	0.0005	0.0011
Bromoform	--	0.0005	ND
Chloroform	--	0.0005	0.0012
Chlorodibromomethane	--	0.0005	0.0006
Residual Disinfectants			
SM4500-CL G:			
Residual Chlorine, Total	4.0	0.05	ND
Chloramines	4.0	0.05	ND
SM4500-CIO2-D:			
Chlorine Dioxide	0.8	0.1	ND
Miscellaneous			
EPA 331.0:			
Perchlorate	--	0.00005	ND

EPA approved methods were used in all of the analyses and a listing is available upon request. These test results may be used for compliance purposes as required.

¹ The EPA, some State agencies and/or the IBWA may have established alternate MCLs for some of these analytes. Please refer to Federal, State and Industry codes.

² Fluoride MCL is determined by annual average of maximum daily air temperatures where the bottled water is sold. Refer to tables found in 21 CFR 165. The MCL for bottled water to which Fluoride has been added is 0.7 mg/L.

³ Mineral water is exempt from allowable levels per 21 CFR 165.110(b)(3) and (4). The exemptions are aesthetically based allowable levels and do not relate to a health concern.

⁴ MCL established by US FDA for waters that meet the US FDA definition of "Purified" is 5-7 pH Units per the USP XXIII Standards, as referenced in 21 CFR 165.

⁵ The bottled water shall not contain beta particle and photon radioactivity from man-made radionuclides in excess of that which would produce an annual dose equivalent to the total body or any internal organ of 4 millirems per year calculated on the basis of an intake of 2 liters of the water per day (= 50 pCi/L).

Certificate of Compliance

This is to certify that

EDGE ANALYTICAL, Inc.,
An Accredited Drinking Water Laboratory,
Certification number 046, has completed the analysis of

REFILL IT INC/PATHWATER

“Purified W/Electrolytes for Taste pH 9.5 FP”

on May 5, 2023, according to the FDA testing requirements for bottled drinking water.
All parameters were found to be in compliance with 21 CFR 165 and 21 CFR 129
published limits for bottled drinking water.

A handwritten signature in blue ink, appearing to read "Lawrence Henderson", is written over a light blue rectangular background.

Director of Laboratories, Vice President

23-06450



Burlington, WA *Corporate Laboratory (a)*
1620 S Walnut St - Burlington, WA 98233 - 800.755.9295 • 360.757.1400
Bellingham, WA *Microbiology (b)*
805 Orchard Dr Ste 4 - Bellingham, WA 98225 - 360.715.1212

Portland, OR *Microbiology/Chemistry (c)*
9725 SW Commerce Cr Ste A2 - Wilsonville, OR 97070 - 503.682.7802
Corvallis, OR *Microbiology/Chemistry (d)*
1100 NE Circle Blvd, Ste 130 - Corvallis, OR 97330 - 541.753.4946
Bend, OR *Microbiology (e)*
20332 Empire Blvd Ste 4 - Bend, OR 97701 - 541.639.8425

May 5, 2023

Page 1 of 1

Refill It Inc/Pathwater
44137 Fremont Blvd.
Fremont, CA 94539

RE: 23-06450 - 1226-105 - 50 State Product

Dear Project Manager,

Your project: 1226-105 - 50 State Product, was received on Monday March 06, 2023.

All samples were analyzed within the accepted holding times and were appropriately preserved and analyzed according to approved analytical protocols, unless noted in the data or QC reports. The quality control data was within laboratory acceptance limits, unless specified in the data or QC reports.

If you have questions phone us at 800 755-9295.

Respectfully

A handwritten signature in blue ink that reads "Lawrence J Henderson". The signature is fluid and cursive, with a long, sweeping tail on the final letter.

Lawrence J Henderson, PhD
Director of Laboratories, Vice President

Enclosures: Data Report



Burlington, WA Corporate Laboratory (a)
 1620 S Walnut St - Burlington, WA 98233 - 800.755.9295 • 360.757.1400
 Bellingham, WA Microbiology (b)
 805 Orchard Dr Ste 4 - Bellingham, WA 98225 - 360.715.1212

Portland, OR Microbiology/Chemistry (c)
 9725 SW Commerce Cr Ste A2 - Wilsonville, OR 97070 - 503.682.7802
 Corvallis, OR Microbiology/Chemistry (d)
 1100 NE Circle Blvd, Ste 130 - Corvallis, OR 97330 - 541.753.4946
 Bend, OR Microbiology (e)
 20332 Empire Blvd Ste 4 - Bend, OR 97701 - 541.639.8425

BOTTLED WATER STANDARD OF QUALITY REPORT

Client Name: Refill It Inc/Pathwater
 44137 Fremont Blvd.
 Fremont, CA 94539

Reference Number: **23-06450**

Authorized by:

Lawrence J Henderson, PhD
 Director of Laboratories, Vice President

Project: 1226-105 - 50 State Product

Field ID: 1226-105

Sample Description: Purified W/Electrolytes for Taste pH 9.5 FP

Sampled By:

Sample Date: 03/13/2023

Lab Number: 12853

Report Date: 05/05/2023

Sampled Comment: 740mL

Approved By: anp,bj,mcs,pdm,tjb

Inorganic Chemicals (IOCs)

CAS ID#	COMPOUNDS	RESULT	SOQ	MRL	Units	Method	Lab	COMMENT
57-12-5	CYANIDE	ND	0.2	0.005	mg/L	OIA-1677-DW	a	
7440-36-0	ANTIMONY	ND	0.006	0.001	mg/L	200.8	a	
7440-38-2	ARSENIC	ND	0.010	0.001	mg/L	200.8	a	
7440-39-3	BARIUM	0.0025	1.0	0.001	mg/L	200.8	a	
7440-41-7	BERYLLIUM	ND	0.004	0.001	mg/L	200.8	a	
7440-43-9	CADMIUM	ND	0.005	0.001	mg/L	200.8	a	
7440-47-3	CHROMIUM	0.0013	0.05	0.001	mg/L	200.8	a	
16984-48-8	FLUORIDE	ND	2	0.10	mg/L	300.0	a	
7439-92-1	LEAD	ND	0.005	0.001	mg/L	200.8	a	
7439-97-6	MERCURY	ND	0.001	0.0001	mg/L	200.8	a	
7440-02-0	NICKEL	ND	0.1	0.001	mg/L	200.8	a	
14797-55-8	NITRATE-N	0.26	10	0.10	mg/L	300.0	a	
14797-65-0	NITRITE-N	ND	1.0	0.10	mg/L	300.0	a	
E-10128	TOTAL NITRATE+NITRITE as N	0.26	10	0.10	mg/L	300.0	a	
7782-49-2	SELENIUM	ND	0.010	0.005	mg/L	200.8	a	
7440-28-0	THALLIUM	ND	0.002	0.001	mg/L	200.8	a	

Notation:

A Result of "ND" indicates that the compound was not detected above the Lab's Reporting Limit - MRL.
 SOQ - Standard of Quality, maximum permissible level of a contaminant in water established by CBWA, IBWA or US FDA.
 MRL - Method Reporting Limit .

If you have any questions concerning this report contact us at the above phone number.

BOTTLED WATER STANDARD OF QUALITY REPORT

Secondary Inorganic Parameters

CAS ID#	COMPOUNDS	RESULT	SOQ	MRL	Units	Method	Lab	COMMENT
7429-90-5	ALUMINUM	0.20	0.2	0.010	mg/L	200.7	a	
16887-00-6	CHLORIDE	3.0	250	0.1	mg/L	300.0	a	
7440-50-8	COPPER	ND	1.0	0.005	mg/L	200.8	a	
7439-89-6	IRON	ND	0.3	0.050	mg/L	200.7	a	
7439-96-5	MANGANESE	ND	0.05	0.001	mg/L	200.8	a	
7440-22-4	SILVER	ND	0.025	0.001	mg/L	200.8	a	
14808-79-8	SULFATE	1.7	250	10	mg/L	300.0	a	
E-10173	TOTAL DISSOLVED SOLIDS (TDS)	40	500	10	mg/L	SM2540 C	a	
7440-66-6	ZINC	ND	5.00	0.005	mg/L	200.8	a	

Notation:

A Result of "ND" indicates that the compound was not detected above the Lab's Reporting Limit - MRL.
 SOQ - Standard of Quality, maximum permissible level of a contaminant in water established by CBWA, IBWA or US FDA.
 MRL - Method Reporting Limit .

BOTTLED WATER STANDARD OF QUALITY REPORT

Volatile Organic Chemicals (VOCs)

CAS ID#	COMPOUNDS	RESULT	SOQ	MRL	Units	Method	Lab	COMMENT
75-35-4	1,1 - DICHLOROETHYLENE	ND	2	0.5	ug/L	524.2	a	
71-55-6	1,1,1 - TRICHLOROETHANE	ND	30	0.5	ug/L	524.2	a	
79-00-5	1,1,2 - TRICHLOROETHANE	ND	5	0.5	ug/L	524.2	a	
107-06-2	1,2 - DICHLOROETHANE	ND	2	0.5	ug/L	524.2	a	
78-87-5	1,2 - DICHLOROPROPANE	ND	5	0.5	ug/L	524.2	a	
120-82-1	1,2,4 - TRICHLOROBENZENE	ND	9	0.5	ug/L	524.2	a	
71-43-2	BENZENE	ND	1	0.5	ug/L	524.2	a	
56-23-5	CARBON TETRACHLORIDE	ND	2	0.5	ug/L	524.2	a	
156-59-2	CIS - 1,2 - DICHLOROETHYLENE	ND	70	0.5	ug/L	524.2	a	
156-60-5	TRANS - 1,2 - DICHLOROETHYLENE	ND	100	0.5	ug/L	524.2	a	
100-41-4	ETHYLBENZENE	ND	700	0.5	ug/L	524.2	a	
75-09-2	DICHLOROMETHANE	ND	3	0.5	ug/L	524.2	a	
108-90-7	MONOCHLOROBENZENE	ND	50	0.5	ug/L	524.2	a	
95-50-1	O - DICHLOROBENZENE	ND	600	0.5	ug/L	524.2	a	
106-46-7	P - DICHLOROBENZENE	ND	75	0.5	ug/L	524.2	a	
100-42-5	STYRENE	ND	100	0.5	ug/L	524.2	a	
127-18-4	TETRACHLOROETHYLENE	ND	1	0.5	ug/L	524.2	a	
108-88-3	TOLUENE	ND	1000	0.5	ug/L	524.2	a	
79-01-6	TRICHLOROETHYLENE	ND	1	0.5	ug/L	524.2	a	
75-01-4	VINYL CHLORIDE	ND	2	0.5	ug/L	524.2	a	
1330-20-7	XYLENES (TOTAL)	ND	1000	0.5	ug/L	524.2	a	

Notation:

A Result of "ND" indicates that the compound was not detected above the Lab's Reporting Limit - MRL.
 SOQ - Standard of Quality, maximum permissible level of a contaminant in water established by CBWA, IBWA or US FDA.
 MRL - Method Reporting Limit .

BOTTLED WATER STANDARD OF QUALITY REPORT

Synthetic Organic Chemicals (SOCs)

CAS ID#	COMPOUNDS	RESULT	SOQ	MRL	Units	Method	Lab	COMMENT
94-75-7	2,4 - D	ND	70	0.1	ug/L	515.4	a	
93-72-1	2,4,5 - TP (SILVEX)	ND	10	0.2	ug/L	515.4	a	
16655-82-6	3-HYDROXYCARBOFURAN	ND		1.0	ug/L	531.2	a	
15972-60-8	ALACHLOR	ND	2	0.2	ug/L	525.2	a	
116-06-3	ALDICARB	ND		1.0	ug/L	531.2	a	
1646-88-4	ALDICARB SULFONE	ND		1.6	ug/L	531.2	a	
1646-87-3	ALDICARB SULFOXIDE	ND		1.0	ug/L	531.2	a	
309-00-2	ALDRIN	ND		0.1	ug/L	525.2	a	
1912-24-9	ATRAZINE	ND	3	0.1	ug/L	525.2	a	
50-32-8	BENZO(A)PYRENE	ND	0.2	0.02	ug/L	525.2	a	
23184-66-9	BUTACHLOR	ND		0.1	ug/L	525.2	a	
63-25-2	CARBARYL	ND		1.0	ug/L	531.2	a	
1563-66-2	CARBOFURAN	ND	40	0.9	ug/L	531.2	a	
57-74-9	CHLORDANE	ND	0.5	0.2	ug/L	508.1	a	
75-99-0	DALAPON	ND	200	1	ug/L	515.4	a	
117-81-7	DI(2-ETHYLHEXYL)-PHTHALATE	ND	6	0.6	ug/L	525.2	a	
103-23-1	DI(2-ETHYLHEXYL)-ADIPATE	ND	400	0.6	ug/L	525.2	a	
96-12-8	1,2-DIBROMO-3-CHLOROPROPANE (DBCP)	ND	0.2		ug/L	504.1	a	
1918-00-9	DICAMBA	ND		0.2	ug/L	515.4	a	
60-57-1	DIELDRIN	ND		0.1	ug/L	525.2	a	
88-85-7	DINOSEB	ND	7	0.2	ug/L	515.4	a	
1746-01-6	DIOXIN (2,3,7,8-TETRACHLORODIBENZO-P-DIOXIN)	ND	30	5	pg/L	1613		Analyzed by PACE_MN
85-00-7	DIQUAT	ND	20	0.4	ug/L	549.2	a	
145-73-3	ENDOTHALL	ND	100	9	ug/L	548.1	a	
72-20-8	ENDRIN	ND	0.2	0.01	ug/L	525.2	a	
106-93-4	1,2 - DIBROMOETHANE (EDB)	ND	0.05		ug/L	504.1	a	
96-18-4	1,2,3 - TRICHLOROPROPANE	ND	0.03	0.02	ug/L	504.1	a	
1071-83-6	GLYPHOSATE	ND	700	6	ug/L	547	a	
76-44-8	HEPTACHLOR	ND	0.4	0.04	ug/L	525.2	a	
1024-57-3	HEPTACHLOR EPOXIDE "B"	ND	0.2	0.02	ug/L	525.2	a	
118-74-1	HEXACHLOROBENZENE	ND	1	0.1	ug/L	525.2	a	
77-47-4	HEXACHLOROCYCLO-PENTADIENE	ND	50	0.1	ug/L	525.2	a	
58-89-9	LINDANE (BHC - GAMMA)	ND	0.2	0.02	ug/L	525.2	a	
16752-77-5	METHOMYL	ND		1.0	ug/L	531.2	a	
72-43-5	METHOXYCHLOR	ND	40	0.1	ug/L	525.2	a	
51218-45-2	METOLACHLOR	ND		0.1	ug/L	525.2	a	
21087-64-9	METRIBUZIN	ND		0.1	ug/L	525.2	a	
23135-22-0	OXAMYL (VYDATE)	ND	200	2	ug/L	531.2	a	
87-86-5	PENTACHLOROPHENOL	ND	1	0.04	ug/L	515.4	a	
1918-02-1	PICLORAM	ND	500	0.1	ug/L	515.4	a	
1336-36-3	POLYCHLORINATED BIPHENYLS (PCBs)	ND	0.5	0.5	ug/L	508.1	a	
1918-16-7	PROPACHLOR	ND		0.1	ug/L	525.2	a	
122-34-9	SIMAZINE	ND	4	0.07	ug/L	525.2	a	
8001-35-2	TOXAPHENE	ND	3	1	ug/L	508.1	a	
E-10253	TOTAL PHENOLIC COMPOUNDS	ND	0.001	0.001	mg/L	420.4		Analyzed by NSF

Notation:

A Result of "ND" indicates that the compound was not detected above the Lab's Reporting Limit - MRL.
 SOQ - Standard of Quality, maximum permissible level of a contaminant in water established by CBWA, IBWA or US FDA.
 MRL - Method Reporting Limit .

BOTTLED WATER STANDARD OF QUALITY REPORT

State Unregulated - Other

CAS ID#	COMPOUNDS	RESULT	SOQ	MRL	Units	Method	Lab	COMMENT
1634-04-4	METHYL TERT-BUTYL ETHER	ND		0.4	ug/L	524.2	a	Analyzed by Pace-FL
763051-92-9	11-CHLOROEICOSAFLUORO-3-OXAUNDECANE-1-SULFONATE	ND		1.9	ng/L	537.1		Analyzed by Pace - FL
13252-13-6	2,3,3,3-TETRAFLUORO-2-(1,1,2,2,3,3,3-EPTAFLUOROPROPOXY)-PROPANOIC ACID	ND		1.9	ng/L	537.1		
919005-14-4	4,8-DIOXA-3H-PERFLUORONONANOIC ACID (DONA, ADONA)	ND		1.9	ng/L	537.1		
756426-58-1	9-CHLOROHEXADEC AFLUORO-3-OXANONANE-1-SULFONIC ACID (F-53B MAJOR)	ND		1.9	ng/L	537.1		
2991-50-6	N-ETHYLPERFLUORO-1-OCTANESULFONAMIDOACETIC ACID (NETFOSAA)	ND		1.9	ng/L	537.1		
2355-31-9	N-METHYLPERFLUORO-1-OCTANESULFONAMIDOACETIC ACID (NMEFOSAA)	ND		1.9	ng/L	537.1		
375-73-5	PERFLUOROBUTANESULFONIC ACID (PFBS)	ND		1.9	ng/L	537.1		
335-76-2	PERFLUORODECANOIC ACID (PFDA)	ND		1.9	ng/L	537.1		
307-55-1	PERFLUORODODECANOIC ACID (PFDOA)	ND		1.9	ng/L	537.1		
375-85-9	PERFLUOROHEPTANOIC ACID (PFHPA)	ND		1.9	ng/L	537.1		
355-46-4	PERFLUOROHEXANESULFONIC ACID (PFHXS)	ND		1.9	ng/L	537.1		
307-24-4	PERFLUOROHEXANOIC ACID (PFHXA)	ND		1.9	ng/L	537.1		
375-95-1	PERFLUORONONANOIC ACID (PFNA)	ND		1.9	ng/L	537.1		
1763-23-1	PERFLUOROOCTANESULFONIC ACID (PFOS)	ND		1.9	ng/L	537.1		
335-67-1	PERFLUOROOCTANOIC ACID (PFOA)	ND		1.9	ng/L	537.1		
376-06-7	PERFLUOROTETRADECANOIC ACID (PFTEDA)	ND		1.9	ng/L	537.1		
72629-94-8	PERFLUOROTRIDECANOIC ACID (PFTRDA)	ND		1.9	ng/L	537.1		
2058-94-8	PERFLUOROUNDECANOIC ACID (PFUnA)	ND		1.9	ng/L	537.1		

Notation:

A Result of "ND" indicates that the compound was not detected above the Lab's Reporting Limit - MRL.
 SOQ - Standard of Quality, maximum permissible level of a contaminant in water established by CBWA, IBWA or US FDA.
 MRL - Method Reporting Limit .

BOTTLED WATER STANDARD OF QUALITY REPORT

Water Properties

CAS ID#	COMPOUNDS	RESULT	SOQ	MRL	Units	Method	Lab	COMMENT
1332-21-4	ASBESTOS	ND	7	0.098	MFL>10um	100.2		Analyzed by EMSL
E-10139	HYDROGEN ION (pH)	9.56			pH Units	150.1	a	Temp (C) : 22.3
NA	TASTE	ND		1	FTN	SM2160 B	a	Temp (C) : 22.1
NA	MBAS (Surfactants)	ND		0.2	mg/L	SM5540 C		Analyzed By NSF
E-11712	COLOR	ND	15	5	COLOR UNIT	SM2120 B	a	pH: 8
E-11734	ODOR	ND	3	1	TON	SM2150	a	Temperature: 40.4
E-10617	TURBIDITY	ND	1	0.10	NTU	180.1	a	

Notation:

A Result of "ND" indicates that the compound was not detected above the Lab's Reporting Limit - MRL.
 SOQ - Standard of Quality, maximum permissible level of a contaminant in water established by CBWA, IBWA or US FDA.
 MRL - Method Reporting Limit .

BOTTLED WATER STANDARD OF QUALITY REPORT

Disinfectants/DBP

CAS ID#	COMPOUNDS	RESULT	SOQ	MRL	Units	Method	Lab	COMMENT
15541-45-4	BROMATE	ND	0.010	0.001	mg/L	300.1	a	
10049-04-4	CHLORINE DIOXIDE	ND		0.10	mg/L	SM4500-ClO2 D	a	
7758-19-2	CHLORITE	ND	1.00	0.010	mg/L	300.1	a	
	CHLORAMINES TOTAL	ND	4.0	0.05	mg/L	SM4500-Cl G	a	
7782-50-5	FREE CHLORINE RESIDUAL	ND	0.1	0.05	mg/L	SM4500-Cl G	a	
NA	HAA(5)	ND	60		ug/L	552.3	a	
79-43-6	DICHLOROACETIC ACID	ND		1	ug/L	552.3	a	
76-03-9	TRICHLOROACETIC ACID	ND		1	ug/L	552.3	a	
631-64-1	DIBROMOACETIC ACID	ND		1	ug/L	552.3	a	
79-11-8	MONOCHLOROACETIC ACID	ND		2	ug/L	552.3	a	
79-08-3	MONOBROMOACETIC ACID	ND		1	ug/L	552.3	a	
E-14471	TOTAL TRIHALOMETHANE	2.9	10	0.5	ug/L	524.2	a	
75-27-4	BROMODICHLOROMETHANE	1.1		0.5	ug/L	524.2	a	
124-48-1	CHLORODIBROMOMETHANE	0.6		0.5	ug/L	524.2	a	
67-66-3	CHLOROFORM	1.2		0.5	ug/L	524.2	a	
75-25-2	BROMOFORM	ND		0.5	ug/L	524.2	a	

Notation:

A Result of "ND" indicates that the compound was not detected above the Lab's Reporting Limit - MRL.
 SOQ - Standard of Quality, maximum permissible level of a contaminant in water established by CBWA, IBWA or US FDA.
 MRL - Method Reporting Limit .

BOTTLED WATER STANDARD OF QUALITY REPORT

Radiological Contaminants

CAS ID#	COMPOUNDS	RESULT	SOQ	MRL	Units	Method	Lab	COMMENT
12587-46-1	GROSS ALPHA	ND	15	0	pCi/L	900.0		Analyzed by Pace
12587-47-2	GROSS BETA	ND	50	0	pCi/L	900.0		
13982-63-3	RADIUM 226	ND			pCi/L	903.1		
15262-20-1	RADIUM 228	ND	5		pCi/L	904.0		
7440-61-1	URANIUM	ND	0.030	0.001	mg/L	200.8	a	
14859-67-7	RADON	ND		12.0	pCi/L	SM7500-Rn B		Analyzed by EEA IN

Notation:

A Result of "ND" indicates that the compound was not detected above the Lab's Reporting Limit - MRL.
 SOQ - Standard of Quality, maximum permissible level of a contaminant in water established by CBWA, IBWA or US FDA.
 MRL - Method Reporting Limit .

BOTTLED WATER STANDARD OF QUALITY REPORT

Additional Volatile Organic Chemicals (New York)

CAS ID#	COMPOUNDS	RESULT	SOQ	MRL	Units	Method	Lab	COMMENT
542-75-6	1,3-DICHLOROPROPYLENE, TOTAL	ND		0.5	ug/L	524.2	a	
75-34-3	1,1 - DICHLOROETHANE	ND		0.5	ug/L	524.2	a	
563-58-6	1,1 - DICHLOROPROPENE	ND		0.5	ug/L	524.2	a	
630-20-6	1,1,1,2 - TETRACHLOROETHANE	ND		0.5	ug/L	524.2	a	
79-34-5	1,1,2,2 - TETRACHLOROETHANE	ND		0.5	ug/L	524.2	a	
87-61-6	1,2,3 - TRICHLOROBENZENE	ND		0.5	ug/L	524.2	a	
96-18-4	1,2,3 - TRICHLOROPROPANE	ND		0.5	ug/L	524.2	a	
95-63-6	1,2,4 - TRIMETHYLBENZENE	ND		0.5	ug/L	524.2	a	
142-28-9	1,3 - DICHLOROPROPANE	ND		0.5	ug/L	524.2	a	
108-67-8	1,3,5 - TRIMETHYLBENZENE	ND		0.5	ug/L	524.2	a	
594-20-7	2,2 - DICHLOROPROPANE	ND		0.5	ug/L	524.2	a	
108-86-1	BROMOBENZENE	ND		0.5	ug/L	524.2	a	
74-97-5	BROMOCHLOROMETHANE	ND		0.5	ug/L	524.2	a	
74-83-9	BROMOMETHANE	ND		0.5	ug/L	524.2	a	
75-00-3	CHLOROETHANE	ND		0.5	ug/L	524.2	a	
74-87-3	CHLOROMETHANE	ND		0.5	ug/L	524.2	a	
10061-01-5	CIS - 1,3 - DICHLOROPROPENE	ND		0.5	ug/L	524.2	a	
74-95-3	DIBROMOMETHANE	ND		0.5	ug/L	524.2	a	
75-71-8	DICHLORODIFLUOROMETHANE	ND		0.5	ug/L	524.2	a	
87-68-3	HEXACHLOROBUTADIENE	ND		0.5	ug/L	524.2	a	
98-82-8	ISOPROPYLBENZENE	ND		0.5	ug/L	524.2	a	
541-73-1	M - DICHLOROBENZENE	ND		0.5	ug/L	524.2	a	
179601-23-1	M/P - XYLENE	ND		0.5	ug/L	524.2	a	
1634-04-4	METHYL TERT-BUTYL ETHER	ND		0.5	ug/L	524.2	a	
104-51-8	N - BUTYLBENZENE	ND		0.5	ug/L	524.2	a	
103-65-1	N - PROPYLBENZENE	ND		0.5	ug/L	524.2	a	
91-20-3	NAPHTHALENE	ND	14	0.5	ug/L	524.2	a	
95-49-8	O - CHLOROTOLUENE	ND		0.5	ug/L	524.2	a	
106-43-4	P - CHLOROTOLUENE	ND		0.5	ug/L	524.2	a	
95-47-6	O - XYLENE	ND		0.5	ug/L	524.2	a	
99-87-6	P - ISOPROPYLTOLUENE	ND		0.5	ug/L	524.2	a	
135-98-8	SEC - BUTYLBENZENE	ND		0.5	ug/L	524.2	a	
98-06-6	TERT - BUTYLBENZENE	ND		0.5	ug/L	524.2	a	
10061-02-6	TRANS- 1,3 - DICHLOROPROPENE	ND		0.5	ug/L	524.2	a	
75-69-4	TRICHLOROFLUOROMETHANE	ND		0.5	ug/L	524.2	a	

Notation:

A Result of "ND" indicates that the compound was not detected above the Lab's Reporting Limit - MRL.
 SOQ - Standard of Quality, maximum permissible level of a contaminant in water established by CBWA, IBWA or US FDA.
 MRL - Method Reporting Limit .

BOTTLED WATER STANDARD OF QUALITY REPORT

Additional Inorganic Chemicals (New York)

CAS ID#	COMPOUNDS	RESULT	SOQ	MRL	Units	Method	Lab	COMMENT
E-11778	HARDNESS	19.6		10	mg CaCO3/L	200.7	a	
E-14506	ALKALINITY	31.6		1	mg CaCO3/L	SM2320 B	a	
NA	CORROSIVITY	0.22			SI	SM203	a	

Notation:

A Result of "ND" indicates that the compound was not detected above the Lab's Reporting Limit - MRL.
 SOQ - Standard of Quality, maximum permissible level of a contaminant in water established by CBWA, IBWA or US FDA.
 MRL - Method Reporting Limit .

BOTTLED WATER STANDARD OF QUALITY REPORT**Inorganic Chemicals (Massachusetts)**

CAS ID#	COMPOUNDS	RESULT	SOQ	MRL	Units	Method	Lab	COMMENT
1497-73-0	PERCHLORATE	ND	2	0.05	ug/L	331.0		Analyzed by Eurofins Eaton - Monrovia

Notation:

A Result of "ND" indicates that the compound was not detected above the Lab's Reporting Limit - MRL.
SOQ - Standard of Quality, maximum permissible level of a contaminant in water established by CBWA, IBWA or US FDA.
MRL - Method Reporting Limit .



Burlington, WA *Corporate Laboratory (a)*
1620 S Walnut St - Burlington, WA 98233 - 800.755.9295 • 360.757.1400

Bellingham, WA *Microbiology (b)*
805 Orchard Dr Ste 4 - Bellingham, WA 98225 - 360.715.1212

Portland, OR *Microbiology/Chemistry (c)*
9725 SW Commerce Cr Ste A2 - Wilsonville, OR 97070 - 503.682.7802

Corvallis, OR *Microbiology/Chemistry (d)*
1100 NE Circle Blvd, Ste 130 - Corvallis, OR 97330 - 541.753.4946

Bend, OR *Microbiology (e)*
20332 Empire Blvd Ste 4 - Bend, OR 97701 - 541.639.8425

Data Report

Client Name: Refill It Inc/Pathwater
44137 Fremont Blvd.
Fremont, CA 94539

Reference Number: **23-06450**
Project: 1226-105 - 50 State Product

Report Date: 5/5/23

Date Received: 3/6/23

Approved by: anp,bj,tjb

Authorized by:

Lawrence J Henderson, PhD
Director of Laboratories, Vice President

Sample Description: 1226-105 Purified W/Electrolytes for Taste pH 9.5 FP								Matrix BP	Sample Date: 3/13/23 10:05 am			
Lab Number: 12853		Sample Comment: 740mL						Collected By:				
CAS ID#	Parameter	Result	PQL	MDL	Units	DF	Method	Lab	Analyzed	Analyst	Batch	Comment
7440-42-8	BORON	0.072	0.050	0.0075	mg/L	1.0	200.7	a	3/15/23	BJ	200.7_230315A	
7440-70-2	CALCIUM	7.5	0.5	0.03	mg/L	1.0	200.7	a	3/15/23	BJ	200.7_230315A	
7439-95-4	MAGNESIUM	ND	0.5	0.04	mg/L	1.0	200.7	a	3/15/23	BJ	200.7_230315A	
7440-23-5	SODIUM	4.2	0.5	0.05	mg/L	1.0	200.7	a	3/15/23	BJ	200.7_230315A	
7440-09-7	POTASSIUM	ND	1.0	0.02	mg/L	1.0	200.7	a	3/15/23	BJ	200.7_230315A	
24959-67-9	BROMIDE	0.0052	0.005	0.00019	mg/L	1.0	300.1	a	3/15/23	BJ	300.1_230314A	
E-10184	ELECTRICAL CONDUCTIVITY	71.8	10		uS/cm	1.0	SM2510 B	a	3/14/23	KRC	EC_230314R	
	TOTAL COLIFORM For Taste Test	ABSENT	P/A		per 100mL	1.0	SM9223 B/Colilert-18	a	3/14/23	CJET	M_230313BUR	

Notes:

ND = Not detected above the listed practical quantitation limit (PQL) or not above the Method Detection Limit (MDL), if requested.
PQL = Practical Quantitation Limit is the lowest level that can be achieved within specified limits of precision and accuracy during routine laboratory operating conditions.
D.F. - Dilution Factor

If you have any questions concerning this report contact us at the above phone number.



SAMPLE INDEPENDENT QUALITY CONTROL REPORT

Reference Number: **23-06450**

Report Date: 05/05/23

Batch	Analyte	Result	True Value	Units	Method	% Recovery	QC Limits*	QC Qualifier	QC Type	Comment
Calibration Check										
1677_230320	0 CYANIDE	0.108	0.100	mg/L	OIA-1677-DW	108	90-110		CAL	
200.7_230315A	2 HARDNESS	73.4	72.8	mg/L	200.7	101	90-110		CAL	
	2 ALUMINUM	0.972	1	mg/L	200.7	97	90-110		CAL	
	2 IRON	1.01	1	mg/L	200.7	101	90-110		CAL	
	2 BORON	1.01	1	mg/L	200.7	101	90-110		CAL	
	2 CALCIUM	11.1	11	mg/L	200.7	101	90-110		CAL	
	2 MAGNESIUM	11.1	11	mg/L	200.7	101	90-110		CAL	
	2 POTASSIUM	9.6	10	mg/L	200.7	96	90-110		CAL	
	2 SODIUM	11.3	11	mg/L	200.7	103	90-110		CAL	
200.8_230322A	0 URANIUM	0.00106	0.001	mg/L	200.8	106	80-120		CAL	
	0 COPPER	0.00095	0.001	mg/L	200.8	95	80-120		CAL	
	0 MANGANESE	0.001	0.001	mg/L	200.8	100	80-120		CAL	
	0 SILVER	0.00098	0.001	mg/L	200.8	98	80-120		CAL	
	0 ZINC	0.00098	0.001	mg/L	200.8	98	80-120		CAL	
	0 ANTIMONY	0.00091	0.001	mg/L	200.8	91	80-120		CAL	
	0 ARSENIC	0.001	0.001	mg/L	200.8	100	80-120		CAL	
	0 BARIUM	0.00105	0.001	mg/L	200.8	105	80-120		CAL	
	0 BERYLLIUM	0.00098	0.001	mg/L	200.8	98	80-120		CAL	
	0 CADMIUM	0.00101	0.001	mg/L	200.8	101	80-120		CAL	
	0 CHROMIUM	0.00102	0.001	mg/L	200.8	102	80-120		CAL	
	0 LEAD	0.00106	0.001	mg/L	200.8	106	80-120		CAL	
	0 NICKEL	0.00104	0.001	mg/L	200.8	104	80-120		CAL	
	0 SELENIUM	0.00098	0.001	mg/L	200.8	98	80-120		CAL	
	0 THALLIUM	0.00104	0.001	mg/L	200.8	104	80-120		CAL	
200.8_230327HG	0 MERCURY	0.000099	0.0001	mg/L	200.8	99	80-120		CAL	
300.1_230314A	0 BROMATE	0.00092	0.001	mg/L	300.1	92	75-125		CAL	
	0 CHLORITE	0.00103	0.001	mg/L	300.1	103	75-125		CAL	
	0 BROMIDE	0.00095	0.001	mg/L	300.1	95	75-125		CAL	
	1 BROMATE	0.0046	0.005	mg/L	300.1	92	75-125		CAL	
	1 CHLORITE	0.0045	0.005	mg/L	300.1	90	75-125		CAL	
	1 BROMIDE	0.0047	0.005	mg/L	300.1	94	75-125		CAL	
	2 BROMATE	0.0094	0.01	mg/L	300.1	94	75-125		CAL	
	2 CHLORITE	0.0089	0.01	mg/L	300.1	89	75-125		CAL	
	2 BROMIDE	0.0093	0.01	mg/L	300.1	93	75-125		CAL	
	3 BROMATE	0.0142	0.015	mg/L	300.1	95	75-125		CAL	
	3 CHLORITE	0.0134	0.015	mg/L	300.1	89	75-125		CAL	
	3 BROMIDE	0.0142	0.015	mg/L	300.1	95	75-125		CAL	
	4 BROMATE	0.0482	0.05	mg/L	300.1	96	75-125		CAL	
	4 CHLORITE	0.0457	0.05	mg/L	300.1	91	75-125		CAL	
	4 BROMIDE	0.0436	0.05	mg/L	300.1	87	75-125		CAL	
549_230314	0 DIQUAT	23.6	20	ug/L	549.2	118	80-120		CAL	
CL_230313A	0 FREE CHLORINE RESIDUAL	0.054	0.05	mg/L	SM4500-Cl G	108	70-130		CAL	

*Notation:

% Recovery = (Result of Analysis)/(True Value) * 100

NA = Indicates % Recovery could not be calculated.

Limits are intended for water matrices only. These criteria are for guidance only when reported with soils/solids.

FORM: QCIndependent4.rpt



SAMPLE INDEPENDENT QUALITY CONTROL REPORT

Reference Number: **23-06450**

Report Date: 05/05/23

Batch	Analyte	Result	True Value	Units	Method	% Recovery	Limits*	QC Qualifier Type	QC Comment
Calibration Check									
EC_230314R	0 ELECTRICAL CONDUCTIVITY	101.4	100.0	uS/cm	SM2510 B	101	85-115	CAL	
IC06_230313A	0 CHLORIDE	0.9	1	mg/L	300.0	90	90-110	CAL	
	0 SULFATE	2.0	2	mg/L	300.0	100	90-110	CAL	
	0 FLUORIDE	1.01	1	mg/L	300.0	101	90-110	CAL	
	0 NITRATE-N	1.00	1	mg/L	300.0	100	90-110	CAL	
	0 NITRITE-N	0.97	1	mg/L	300.0	97	90-110	CAL	
	0 TOTAL NITRATE+NITRITE as N	1.97	2	mg/L	300.0	99	90-110	CAL	
Turb_230313	0 TURBIDITY	10.2	10.0	NTU	180.1	102	90-110	CAL	
	1 TURBIDITY	9.59	10.0	NTU	180.1	96	90-110	CAL	
	2 TURBIDITY	9.23	10.0	NTU	180.1	92	90-110	CAL	
	3 TURBIDITY	9.25	10.0	NTU	180.1	93	90-110	CAL	
	4 TURBIDITY	9.29	10.0	NTU	180.1	93	90-110	CAL	
	5 TURBIDITY	9.23	10.0	NTU	180.1	92	90-110	CAL	
	6 TURBIDITY	9.26	10.0	NTU	180.1	93	90-110	CAL	
Low-Level Continuing Calibration Verification									
549_230314	2 DIQUAT	0.56	0.4	ug/L	549.2	140	50-150	LCCV	

*Notation:

% Recovery = (Result of Analysis)/(True Value) * 100

NA = Indicates % Recovery could not be calculated.

Limits are intended for water matrices only. These criteria are for guidance only when reported with soils/solids.

FORM: QCIndependent4.rpt



SAMPLE INDEPENDENT QUALITY CONTROL REPORT

Reference Number: **23-06450**

Report Date: 05/05/23

Batch	Analyte	Result	True Value	Units	Method	% Recovery	QC Limits*	QC Qualifier Type	Comment
Laboratory Fortified Blank									
200.7_230315A	1 HARDNESS	87.3	86	mg/L	200.7	102	85-115	LFB	
	1 ALUMINUM	0.484	0.5	mg/L	200.7	97	85-115	LFB	
	1 IRON	0.511	0.5	mg/L	200.7	102	85-115	LFB	
	1 BORON	0.49	0.5	mg/L	200.7	98	85-115	LFB	
	1 CALCIUM	13.7	13	mg/L	200.7	105	85-115	LFB	
	1 MAGNESIUM	12.9	13	mg/L	200.7	99	85-115	LFB	
	1 POTASSIUM	16.5	17.5	mg/L	200.7	94	85-115	LFB	
	1 SODIUM	13	13	mg/L	200.7	100	85-115	LFB	
200.8_230322A	0 URANIUM	0.0111	0.01	mg/L	200.8	111	85-115	LFB	
	0 COPPER	0.0103	0.01	mg/L	200.8	103	85-115	LFB	
	0 MANGANESE	0.0105	0.01	mg/L	200.8	105	85-115	LFB	
	0 SILVER	0.0101	0.01	mg/L	200.8	101	85-115	LFB	
	0 ZINC	0.0107	0.01	mg/L	200.8	107	85-115	LFB	
	0 ANTIMONY	0.0097	0.01	mg/L	200.8	97	85-115	LFB	
	0 ARSENIC	0.0101	0.01	mg/L	200.8	101	85-115	LFB	
	0 BARIUM	0.0109	0.01	mg/L	200.8	109	85-115	LFB	
	0 BERYLLIUM	0.0098	0.01	mg/L	200.8	98	85-115	LFB	
	0 CADMIUM	0.0104	0.01	mg/L	200.8	104	85-115	LFB	
	0 CHROMIUM	0.0105	0.01	mg/L	200.8	105	85-115	LFB	
	0 LEAD	0.011	0.01	mg/L	200.8	110	85-115	LFB	
	0 NICKEL	0.0108	0.01	mg/L	200.8	108	85-115	LFB	
	0 SELENIUM	0.0103	0.01	mg/L	200.8	103	85-115	LFB	
	0 THALLIUM	0.0107	0.01	mg/L	200.8	107	85-115	LFB	
200.8_230327HG	0 MERCURY	0.0005	0.0005	mg/L	200.8	100	85-115	LFB	
504_230322	0 1,2 - DIBROMOETHANE (EDB)	0.22	0.25	ug/L	504.1	88	70-130	LFB	
	0 1,2,3 - TRICHLOROPROPANE	0.26	0.25	ug/L	504.1	104	70-130	LFB	
	0 1,2-DIBROMO-3-CHLOROPROPANE (DBCP)	0.23	0.25	ug/L	504.1	92	70-130	LFB	
508_230317	0 TOXAPHENE	1.2	1	ug/L	508.1	120	70-130	LFB	
515_230321	0 2,4 - D	0.496	0.5	ug/L	515.4	99	70-130	LFB	
	0 2,4,5 - TP (SILVEX)	0.502	0.5	ug/L	515.4	100	70-130	LFB	
	0 DICAMBA	0.475	0.5	ug/L	515.4	95	70-130	LFB	
	0 DINOSEB	0.450	0.5	ug/L	515.4	90	70-130	LFB	
	0 PENTACHLOROPHENOL	0.482	0.5	ug/L	515.4	96	70-130	LFB	
	0 PICLORAM	0.454	0.5	ug/L	515.4	91	70-130	LFB	
	1 2,4 - D	2.6	2.5	ug/L	515.4	104	70-130	LFB	
	1 2,4,5 - TP (SILVEX)	2.5	2.5	ug/L	515.4	100	70-130	LFB	
	1 DALAPON	2.3	2.5	ug/L	515.4	92	70-130	LFB	
	1 DICAMBA	2.6	2.5	ug/L	515.4	104	70-130	LFB	
	1 DINOSEB	2.4	2.5	ug/L	515.4	96	70-130	LFB	
	1 PENTACHLOROPHENOL	2.5	2.5	ug/L	515.4	100	70-130	LFB	
	1 PICLORAM	2.5	2.5	ug/L	515.4	100	70-130	LFB	
524_230316	0 1,1 - DICHLOROETHANE	10.3	10	ug/L	524.2	103	70-130	LFB	

*Notation:

% Recovery = (Result of Analysis)/(True Value) * 100

NA = Indicates % Recovery could not be calculated.

Limits are intended for water matrices only. These criteria are for guidance only when reported with soils/solids.

FORM: QCIndependent4.rpt



SAMPLE INDEPENDENT QUALITY CONTROL REPORT

Reference Number: **23-06450**

Report Date: 05/05/23

Batch	Analyte	Result	True Value	Units	Method	% Recovery	QC Limits*	QC Qualifier Type	Comment
Laboratory Fortified Blank									
524_230316	0 1,1 - DICHLOROPROPENE	10.3	10	ug/L	524.2	103	70-130	LFB	
	0 1,1,1,2 - TETRACHLOROETHANE	10.2	10	ug/L	524.2	102	70-130	LFB	
	0 1,1,2,2 - TETRACHLOROETHANE	9.4	10	ug/L	524.2	94	70-130	LFB	
	0 1,2,3 - TRICHLOROBENZENE	10.0	10	ug/L	524.2	100	70-130	LFB	
	0 1,2,3 - TRICHLOROPROPANE	9.2	10	ug/L	524.2	92	70-130	LFB	
	0 1,2,4 - TRIMETHYLBENZENE	9.4	10	ug/L	524.2	94	70-130	LFB	
	0 1,3 - DICHLOROPROPANE	11.0	10	ug/L	524.2	110	70-130	LFB	
	0 1,3,5 - TRIMETHYLBENZENE	9.4	10	ug/L	524.2	94	70-130	LFB	
	0 2,2 - DICHLOROPROPANE	10.1	10	ug/L	524.2	101	70-130	LFB	
	0 BROMOBENZENE	9.6	10	ug/L	524.2	96	70-130	LFB	
	0 BROMOCHLOROMETHANE	10.9	10	ug/L	524.2	109	70-130	LFB	
	0 BROMOMETHANE	10.4	10	ug/L	524.2	104	70-130	LFB	
	0 CHLOROETHANE	10.4	10	ug/L	524.2	104	70-130	LFB	
	0 CHLOROMETHANE	10.8	10	ug/L	524.2	108	70-130	LFB	
	0 CIS - 1,3 - DICHLOROPROPENE	10.6	10	ug/L	524.2	106	70-130	LFB	
	0 DIBROMOMETHANE	10.3	10	ug/L	524.2	103	70-130	LFB	
	0 DICHLORODIFLUOROMETHANE	11.7	10	ug/L	524.2	117	70-130	LFB	
	0 HEXACHLOROBUTADIENE	9.8	10	ug/L	524.2	98	70-130	LFB	
	0 ISOPROPYLBENZENE	9.3	10	ug/L	524.2	93	70-130	LFB	
	0 M - DICHLOROBENZENE	9.7	10	ug/L	524.2	97	70-130	LFB	
	0 M/P - XYLENE	18.4	20	ug/L	524.2	92	70-130	LFB	
	0 METHYL TERT-BUTYL ETHER	10.9	10	ug/L	524.2	109	70-130	LFB	
	0 N - BUTYLBENZENE	9.4	10	ug/L	524.2	94	70-130	LFB	
	0 N - PROPYLBENZENE	9.0	10	ug/L	524.2	90	70-130	LFB	
	0 NAPHTHALENE	10.5	10	ug/L	524.2	105	70-130	LFB	
	0 O - CHLOROTOLUENE	9.1	10	ug/L	524.2	91	70-130	LFB	
	0 O - XYLENE	9.2	10	ug/L	524.2	92	70-130	LFB	
	0 P - CHLOROTOLUENE	9.3	10	ug/L	524.2	93	70-130	LFB	
	0 P - ISOPROPYLTOLUENE	9.6	10	ug/L	524.2	96	70-130	LFB	
	0 SEC - BUTYLBENZENE	9.3	10	ug/L	524.2	93	70-130	LFB	
	0 TERT - BUTYLBENZENE	9.4	10	ug/L	524.2	94	70-130	LFB	
	0 TRANS- 1,3 - DICHLOROPROPENE	10.7	10	ug/L	524.2	107	70-130	LFB	
	0 TRICHLOROFUOROMETHANE	9.5	10	ug/L	524.2	95	70-130	LFB	
	0 BROMODICHLOROMETHANE	10.4	10	ug/L	524.2	104	70-130	LFB	
	0 BROMOFORM	9.9	10	ug/L	524.2	99	70-130	LFB	
	0 CHLORODIBROMOMETHANE	11.0	10	ug/L	524.2	110	70-130	LFB	
	0 CHLOROFORM	10.2	10	ug/L	524.2	102	70-130	LFB	
	0 1,1 - DICHLOROETHYLENE	10.4	10	ug/L	524.2	104	70-130	LFB	
	0 1,1,1 - TRICHLOROETHANE	10.1	10	ug/L	524.2	101	70-130	LFB	
	0 1,1,2 - TRICHLOROETHANE	10.9	10	ug/L	524.2	109	70-130	LFB	
	0 1,2 - DICHLOROETHANE	10.2	10	ug/L	524.2	102	70-130	LFB	
	0 1,2 - DICHLOROPROPANE	10.4	10	ug/L	524.2	104	70-130	LFB	
	0 1,2,4 - TRICHLOROBENZENE	10.0	10	ug/L	524.2	100	70-130	LFB	

*Notation:

% Recovery = (Result of Analysis)/(True Value) * 100

NA = Indicates % Recovery could not be calculated.

Limits are intended for water matrices only. These criteria are for guidance only when reported with soils/solids.

FORM: QCIndependent4.rpt



SAMPLE INDEPENDENT QUALITY CONTROL REPORT

Reference Number: **23-06450**

Report Date: 05/05/23

Batch	Analyte	Result	True Value	Units	Method	% Recovery	QC Limits*	QC Qualifier Type	Comment
Laboratory Fortified Blank									
524_230316	0 BENZENE	10.6	10	ug/L	524.2	106	70-130	LFB	
	0 CARBON TETRACHLORIDE	9.9	10	ug/L	524.2	99	70-130	LFB	
	0 CIS - 1,2 - DICHLOROETHYLENE	10.6	10	ug/L	524.2	106	70-130	LFB	
	0 DICHLOROMETHANE	10.2	10	ug/L	524.2	102	70-130	LFB	
	0 ETHYLBENZENE	9.0	10	ug/L	524.2	90	70-130	LFB	
	0 MONOCHLOROENZENE	10.3	10	ug/L	524.2	103	70-130	LFB	
	0 O - DICHLOROENZENE	9.7	10	ug/L	524.2	97	70-130	LFB	
	0 P - DICHLOROENZENE	9.6	10	ug/L	524.2	96	70-130	LFB	
	0 STYRENE	9.5	10	ug/L	524.2	95	70-130	LFB	
	0 TETRACHLOROETHYLENE	10.9	10	ug/L	524.2	109	70-130	LFB	
	0 TOLUENE	10.6	10	ug/L	524.2	106	70-130	LFB	
	0 TRANS - 1,2 - DICHLOROETHYLENE	10.8	10	ug/L	524.2	108	70-130	LFB	
	0 TRICHLOROETHYLENE	10.2	10	ug/L	524.2	102	70-130	LFB	
	0 VINYL CHLORIDE	10.9	10	ug/L	524.2	109	70-130	LFB	
525_230317	0 ALACHLOR	1.98	2	ug/L	525.2	99	70-130	LFB	
	0 ALDRIN	0.84	1	ug/L	525.2	84	70-130	LFB	
	0 ATRAZINE	2.11	2	ug/L	525.2	106	70-130	LFB	
	0 BUTACHLOR	0.79	1	ug/L	525.2	79	70-130	LFB	
	0 DI(2-ETHYLHEXYL)-ADIPATE	0.73	1	ug/L	525.2	73	70-130	LFB	
	0 DI(2-ETHYLHEXYL)-PHTHALATE	0.73	1	ug/L	525.2	73	70-130	LFB	
	0 DIELDRIN	0.93	1	ug/L	525.2	93	70-130	LFB	
	0 HEPTACHLOR EPOXIDE "B"	0.89	1	ug/L	525.2	89	70-130	LFB	
	0 METOLACHLOR	0.95	1	ug/L	525.2	95	70-130	LFB	
	0 METRIBUZIN	0.40	1	ug/L	525.2	40	70-130	LR	LFB
	0 PROPACHLOR	0.88	1	ug/L	525.2	88	70-130	LFB	
	0 SIMAZINE	0.73	1	ug/L	525.2	73	70-130	LFB	
	1 ALACHLOR	1.02	2	ug/L	525.2	51	70-130	LR	LFB
	1 ALDRIN	0.84	1	ug/L	525.2	84	70-130	LFB	
	1 ATRAZINE	2.16	2	ug/L	525.2	108	70-130	LFB	
	1 BUTACHLOR	1.07	1	ug/L	525.2	107	70-130	LFB	
	1 DI(2-ETHYLHEXYL)-ADIPATE	1.07	1	ug/L	525.2	107	70-130	LFB	
	1 DI(2-ETHYLHEXYL)-PHTHALATE	1.05	1	ug/L	525.2	105	70-130	LFB	
	1 DIELDRIN	1.01	1	ug/L	525.2	101	70-130	LFB	
	1 HEPTACHLOR EPOXIDE "B"	0.95	1	ug/L	525.2	95	70-130	LFB	
1 METOLACHLOR	1.17	1	ug/L	525.2	117	70-130	LFB		
1 METRIBUZIN	0.57	1	ug/L	525.2	57	70-130	LR	LFB	
1 PROPACHLOR	1.04	1	ug/L	525.2	104	70-130	LFB		
1 SIMAZINE	0.82	1	ug/L	525.2	82	70-130	LFB		
531_230405	0 3-HYDROXYCARBOFURAN	18.5	20	ug/L	531.2	93	70-130	LFB	
	0 ALDICARB	18.8	20	ug/L	531.2	94	70-130	LFB	
	0 ALDICARB SULFONE	18.6	20	ug/L	531.2	93	70-130	LFB	
	0 ALDICARB SULFOXIDE	18.8	20	ug/L	531.2	94	70-130	LFB	
	0 CARBARYL	19.3	20	ug/L	531.2	97	70-130	LFB	

*Notation:

% Recovery = (Result of Analysis)/(True Value) * 100

NA = Indicates % Recovery could not be calculated.

Limits are intended for water matrices only. These criteria are for guidance only when reported with soils/solids.

FORM: QCIndependent4.rpt



SAMPLE INDEPENDENT QUALITY CONTROL REPORT

Reference Number: **23-06450**

Report Date: 05/05/23

Batch	Analyte	Result	True Value	Units	Method	% Recovery	Limits*	QC Qualifier	QC Type	Comment
Laboratory Fortified Blank										
531_230405	0 CARBOFURAN	18.7	20	ug/L	531.2	94	70-130		LFB	
	0 METHOMYL	18.6	20	ug/L	531.2	93	70-130		LFB	
	0 OXAMYL (VYDATE)	18.4	20	ug/L	531.2	92	70-130		LFB	
547_230331B	0 GLYPHOSATE	21.0	20	ug/L	547	105	70-130		LFB	
	1 GLYPHOSATE	60.6	60	ug/L	547	101	70-130		LFB	
	2 GLYPHOSATE	21.0	20	ug/L	547	105	70-130		LFB	
548_230320	0 ENDOTHALL	19.5	20	ug/L	548.1	98	63-132		LFB	
549_230314	0 DIQUAT	0.29	0.4	ug/L	549.2	73	70-130		LFB	
552_230320	1 DIBROMOACETIC ACID	11.3	12.5	ug/L	552.3	90	70-130		LFB	
	1 DICHLOROACETIC ACID	11.2	12.5	ug/L	552.3	90	70-130		LFB	
	1 MONOBROMOACETIC ACID	10.7	12.5	ug/L	552.3	86	70-130		LFB	
	1 MONOCHLOROACETIC ACID	13.9	12.5	ug/L	552.3	111	70-130		LFB	
	1 TRICHLOROACETIC ACID	11.3	12.5	ug/L	552.3	90	70-130		LFB	
	2 DIBROMOACETIC ACID	22.5	25	ug/L	552.3	90	70-130		LFB	
	2 DICHLOROACETIC ACID	21.9	25	ug/L	552.3	88	70-130		LFB	
	2 MONOBROMOACETIC ACID	20.7	25	ug/L	552.3	83	70-130		LFB	
	2 MONOCHLOROACETIC ACID	26.3	25	ug/L	552.3	105	70-130		LFB	
	2 TRICHLOROACETIC ACID	22.6	25	ug/L	552.3	90	70-130		LFB	
ALK_230314	0 ALKALINITY	100	100	mg CaCO3/ISM2320 B		100	90-110		LFB	
CL_230313A	0 FREE CHLORINE RESIDUAL	0.193	0.2	mg/L	SM4500-Cl G	97	80-120		LFB	
EC_230314R	0 ELECTRICAL CONDUCTIVITY	103.0	100.0	uS/cm	SM2510 B	103	90-110		LFB	

*Notation:

% Recovery = (Result of Analysis)/(True Value) * 100

NA = Indicates % Recovery could not be calculated.

Limits are intended for water matrices only. These criteria are for guidance only when reported with soils/solids.

FORM: QCIndependent4.rpt



SAMPLE INDEPENDENT QUALITY CONTROL REPORT

Reference Number: **23-06450**

Report Date: 05/05/23

Batch	Analyte	Result	True Value	Units	Method	% Recovery	Limits*	QC Qualifier	QC Type	Comment
Low-Level Lab Fortified Blank										
504_230322	1 1,2 - DIBROMOETHANE (EDB)	0.012	0.01	ug/L	504.1	120	60-140			LLFB
	1 1,2,3 - TRICHLOROPROPANE	0.010	0.01	ug/L	504.1	100	60-140			LLFB
	1 1,2-DIBROMO-3-CHLOROPROPANE (DBCP)	0.011	0.01	ug/L	504.1	110	60-140			LLFB
515_230321	0 2,4 - D	0.085	0.1	ug/L	515.4	85	50-150			LLFB
	0 2,4,5 - TP (SILVEX)	0.138	0.1	ug/L	515.4	138	50-150			LLFB
	0 DALAPON	0.356	0.5	ug/L	515.4	71	50-150			LLFB
	0 DICAMBA	0.070	0.1	ug/L	515.4	70	50-150			LLFB
	0 DINOSEB	0.058	0.1	ug/L	515.4	58	50-150			LLFB
	0 PENTACHLOROPHENOL	0.109	0.1	ug/L	515.4	109	50-150			LLFB
	0 PICLORAM	0.103	0.1	ug/L	515.4	103	50-150			LLFB
	1 PENTACHLOROPHENOL	0.035	0.04	ug/L	515.4	88	50-150			LLFB
525_230317	0 ALACHLOR	0.16	0.2	ug/L	525.2	80	50-150			LLFB
	0 ALDRIN	0.07	0.1	ug/L	525.2	70	50-150			LLFB
	0 ATRAZINE	0.17	0.2	ug/L	525.2	85	50-150			LLFB
	0 BUTACHLOR	0.04	0.1	ug/L	525.2	40	50-150	LR		LLFB
	0 DI(2-ETHYLHEXYL)-ADIPATE	0.29	0.5	ug/L	525.2	58	50-150			LLFB
	0 DI(2-ETHYLHEXYL)-PHTHALATE	0.37	0.5	ug/L	525.2	74	50-150			LLFB
	0 DIELDRIN	0.10	0.1	ug/L	525.2	100	50-150			LLFB
	0 HEPTACHLOR EPOXIDE "B"	0.13	0.1	ug/L	525.2	130	50-150			LLFB
	0 METOLACHLOR	0.08	0.1	ug/L	525.2	80	50-150			LLFB
	0 METRIBUZIN	0.03	0.1	ug/L	525.2	30	50-150	LR		LLFB
	0 PROPACHLOR	0.09	0.1	ug/L	525.2	90	50-150			LLFB
	0 SIMAZINE	0.09	0.1	ug/L	525.2	90	50-150			LLFB
	1 ALACHLOR	0.10	0.2	ug/L	525.2	50	50-150			LLFB
	1 ALDRIN	0.07	0.1	ug/L	525.2	70	50-150			LLFB
	1 ATRAZINE	0.20	0.2	ug/L	525.2	100	50-150			LLFB
	1 BUTACHLOR	0.07	0.1	ug/L	525.2	70	50-150			LLFB
	1 DI(2-ETHYLHEXYL)-ADIPATE	0.58	0.5	ug/L	525.2	116	50-150			LLFB
	1 DI(2-ETHYLHEXYL)-PHTHALATE	0.67	0.5	ug/L	525.2	134	50-150			LLFB
	1 DIELDRIN	0.10	0.1	ug/L	525.2	100	50-150			LLFB
	1 HEPTACHLOR EPOXIDE "B"	0.13	0.1	ug/L	525.2	130	50-150			LLFB
1 METOLACHLOR	0.10	0.1	ug/L	525.2	100	50-150			LLFB	
1 METRIBUZIN	0.04	0.1	ug/L	525.2	40	50-150	LR		LLFB	
1 PROPACHLOR	0.10	0.1	ug/L	525.2	100	50-150			LLFB	
1 SIMAZINE	0.09	0.1	ug/L	525.2	90	50-150			LLFB	
531_230405	0 3-HYDROXYCARBOFURAN	0.36	0.5	ug/L	531.2	72	50-150			LLFB
	0 ALDICARB	0.35	0.5	ug/L	531.2	70	50-150			LLFB
	0 ALDICARB SULFONE	0.36	0.5	ug/L	531.2	72	50-150			LLFB
	0 ALDICARB SULFOXIDE	0.34	0.5	ug/L	531.2	68	50-150			LLFB
	0 CARBARYL	0.39	0.5	ug/L	531.2	78	50-150			LLFB
	0 CARBOFURAN	0.53	0.5	ug/L	531.2	106	50-150			LLFB
	0 METHOMYL	0.34	0.5	ug/L	531.2	68	50-150			LLFB

*Notation:

% Recovery = (Result of Analysis)/(True Value) * 100

NA = Indicates % Recovery could not be calculated.

Limits are intended for water matrices only. These criteria are for guidance only when reported with soils/solids.

FORM: QCIndependent4.rpt



SAMPLE INDEPENDENT QUALITY CONTROL REPORT

Reference Number: **23-06450**

Report Date: 05/05/23

Batch	Analyte	Result	True Value	Units	Method	% Recovery	Limits*	QC Qualifier	QC Type	Comment
Low-Level Lab Fortified Blank										
531_230405	0 OXAMYL (VYDATE)	0.36	0.5	ug/L	531.2	72	50-150	LLFB		
547_230331B	0 GLYPHOSATE	5.4	5	ug/L	547	108	50-150	LLFB		
548_230320	0 ENDOTHALL	4.4	5	ug/L	548.1	88	50-150	LLFB		
549_230314	0 DIQUAT	0.29	0.4	ug/L	549.2	73	50-150	LLFB		
552_230320	0 DIBROMOACETIC ACID	0.87	1	ug/L	552.3	87	50-150	LLFB		
	0 DICHLOROACETIC ACID	0.97	1	ug/L	552.3	97	50-150	LLFB		
	0 MONOBROMOACETIC ACID	0.79	1	ug/L	552.3	79	50-150	LLFB		
	0 MONOCHLOROACETIC ACID	0.64	1	ug/L	552.3	64	50-150	LLFB		
	0 TRICHLOROACETIC ACID	0.75	1	ug/L	552.3	75	50-150	LLFB		

*Notation:

% Recovery = (Result of Analysis)/(True Value) * 100

NA = Indicates % Recovery could not be calculated.

Limits are intended for water matrices only. These criteria are for guidance only when reported with soils/solids.

FORM: QCIndependent4.rpt



SAMPLE INDEPENDENT QUALITY CONTROL REPORT

Reference Number: **23-06450**

Report Date: 05/05/23

Batch	Analyte	Result	True Value	Units	Method	% Recovery	Limits*	QC Qualifier	QC Type	Comment
Laboratory Reagent Blank										
1677_230320	0 CYANIDE	ND		mg/L	OIA-1677-DW	0-0			LRB	
200.7_230315A	0 HARDNESS	ND		mg/L	200.7	0-0			LRB	
	0 ALUMINUM	ND		mg/L	200.7	0-0			LRB	
	0 IRON	ND		mg/L	200.7	0-0			LRB	
	0 BORON	ND		mg/L	200.7	0-0			LRB	
	0 CALCIUM	ND		mg/L	200.7	0-0			LRB	
	0 MAGNESIUM	ND		mg/L	200.7	0-0			LRB	
	0 POTASSIUM	ND		mg/L	200.7	0-0			LRB	
	0 SODIUM	ND		mg/L	200.7	0-0			LRB	
200.8_230322A	0 URANIUM	ND		mg/L	200.8	0-0			LRB	
	0 COPPER	ND		mg/L	200.8	0-0			LRB	
	0 MANGANESE	ND		mg/L	200.8	0-0			LRB	
	0 SILVER	ND		mg/L	200.8	0-0			LRB	
	0 ZINC	ND		mg/L	200.8	0-0			LRB	
	0 ANTIMONY	ND		mg/L	200.8	0-0			LRB	
	0 ARSENIC	ND		mg/L	200.8	0-0			LRB	
	0 BARIUM	ND		mg/L	200.8	0-0			LRB	
	0 BERYLLIUM	ND		mg/L	200.8	0-0			LRB	
	0 CADMIUM	ND		mg/L	200.8	0-0			LRB	
	0 CHROMIUM	ND		mg/L	200.8	0-0			LRB	
	0 LEAD	ND		mg/L	200.8	0-0			LRB	
	0 NICKEL	ND		mg/L	200.8	0-0			LRB	
	0 SELENIUM	ND		mg/L	200.8	0-0			LRB	
	0 THALLIUM	ND		mg/L	200.8	0-0			LRB	
200.8_230327HG	0 MERCURY	ND		mg/L	200.8	0-0			LRB	
300.1_230314A	0 BROMATE	ND		mg/L	300.1	0-0			LRB	
	0 CHLORITE	ND		mg/L	300.1	0-0			LRB	
	0 BROMIDE	ND		mg/L	300.1	0-0			LRB	
ALK_230314	0 ALKALINITY	ND		mg CaCO3/ISM2320 B		0-1			LRB	
CL_230313A	0 CHLORAMINES TOTAL	ND		mg/L	SM4500-Cl G	0-0			LRB	
	0 FREE CHLORINE RESIDUAL	ND		mg/L	SM4500-Cl G	0-0			LRB	
CLO2_230313A	0 CHLORINE DIOXIDE	ND		mg/L	SM4500-ClO2 D	0-0			LRB	
IC06_230313A	0 CHLORIDE	ND		mg/L	300.0	0-0			LRB	
	0 SULFATE	ND		mg/L	300.0	0-0			LRB	
	0 FLUORIDE	ND		mg/L	300.0	0-0			LRB	
	0 NITRATE-N	ND		mg/L	300.0	0-0			LRB	
	0 NITRITE-N	ND		mg/L	300.0	0-0			LRB	
	0 TOTAL NITRATE+NITRITE as N	ND		mg/L	300.0	0-0			LRB	

*Notation:

% Recovery = (Result of Analysis)/(True Value) * 100

NA = Indicates % Recovery could not be calculated.

Limits are intended for water matrices only. These criteria are for guidance only when reported with soils/solids.

FORM: QCIndependent4.rpt



SAMPLE INDEPENDENT QUALITY CONTROL REPORT

Reference Number: **23-06450**

Report Date: 05/05/23

Batch	Analyte	Result	True Value	Units	Method	% Recovery	Limits*	QC Qualifier	QC Type	Comment
Method Blank										
200.7_230315A	0 HARDNESS	ND		mg/L	200.7	0-0				MB
	0 ALUMINUM	ND		mg/L	200.7	0-0				MB
	0 IRON	ND		mg/L	200.7	0-0				MB
	0 BORON	ND		mg/L	200.7	0-0				MB
	0 CALCIUM	ND		mg/L	200.7	0-0				MB
	0 MAGNESIUM	ND		mg/L	200.7	0-0				MB
	0 POTASSIUM	ND		mg/L	200.7	0-0				MB
	0 SODIUM	ND		mg/L	200.7	0-0				MB
200.8_230322A	0 URANIUM	ND		mg/L	200.8	0-0				MB
	0 COPPER	ND		mg/L	200.8	0-0				MB
	0 MANGANESE	ND		mg/L	200.8	0-0				MB
	0 SILVER	ND		mg/L	200.8	0-0				MB
	0 ZINC	ND		mg/L	200.8	0-0				MB
	0 ANTIMONY	ND		mg/L	200.8	0-0				MB
	0 ARSENIC	ND		mg/L	200.8	0-0				MB
	0 BARIUM	ND		mg/L	200.8	0-0				MB
	0 BERYLLIUM	ND		mg/L	200.8	0-0				MB
	0 CADMIUM	ND		mg/L	200.8	0-0				MB
	0 CHROMIUM	ND		mg/L	200.8	0-0				MB
	0 LEAD	ND		mg/L	200.8	0-0				MB
	0 NICKEL	ND		mg/L	200.8	0-0				MB
	0 SELENIUM	ND		mg/L	200.8	0-0				MB
	0 THALLIUM	ND		mg/L	200.8	0-0				MB
200.8_230327HG	0 MERCURY	ND		mg/L	200.8	0-0				MB
504_230322	0 1,2 - DIBROMOETHANE (EDB)	ND		ug/L	504.1	0-0				MB
	0 1,2,3 - TRICHLOROPROPANE	ND		ug/L	504.1	0-0				MB
	0 1,2-DIBROMO-3-CHLOROPROPANE (DBCP)	ND		ug/L	504.1	0-0				MB
508_230317	0 CHLORDANE	ND		ug/L	508.1	0-0				MB
	0 TOXAPHENE	ND		ug/L	508.1	0-0				MB
515_230321	0 2,4 - D	ND		ug/L	515.4	0-0				MB
	0 2,4,5 - TP (SILVEX)	ND		ug/L	515.4	0-0				MB
	0 DALAPON	ND		ug/L	515.4	0-0				MB
	0 DICAMBA	ND		ug/L	515.4	0-0				MB
	0 DINOSEB	ND		ug/L	515.4	0-0				MB
	0 PENTACHLOROPHENOL	ND		ug/L	515.4	0-0				MB
	0 PICLORAM	ND		ug/L	515.4	0-0				MB
524_230316	0 1,1 - DICHLOROETHANE	ND		ug/L	524.2	0-0				MB
	0 1,1 - DICHLOROPROPENE	ND		ug/L	524.2	0-0				MB
	0 1,1,1,2 - TETRACHLOROETHANE	ND		ug/L	524.2	0-0				MB
	0 1,1,2,2 - TETRACHLOROETHANE	ND		ug/L	524.2	0-0				MB
	0 1,2,3 - TRICHLOROBENZENE	ND		ug/L	524.2	0-0				MB
	0 1,2,3 - TRICHLOROPROPANE	ND		ug/L	524.2	0-0				MB

*Notation:

% Recovery = (Result of Analysis)/(True Value) * 100

NA = Indicates % Recovery could not be calculated.

Limits are intended for water matrices only. These criteria are for guidance only when reported with soils/solids.

FORM: QCIndependent4.rpt



SAMPLE INDEPENDENT QUALITY CONTROL REPORT

Reference Number: **23-06450**

Report Date: 05/05/23

Batch	Analyte	Result	True Value	Units	Method	% Recovery	Limits*	QC Qualifier Type	QC Comment
Method Blank									
524_230316	0 1,2,4 - TRIMETHYLBENZENE	ND		ug/L	524.2		0-0		MB
	0 1,3 - DICHLOROPROPANE	ND		ug/L	524.2		0-0		MB
	0 1,3,5 - TRIMETHYLBENZENE	ND		ug/L	524.2		0-0		MB
	0 2,2 - DICHLOROPROPANE	ND		ug/L	524.2		0-0		MB
	0 BROMOBENZENE	ND		ug/L	524.2		0-0		MB
	0 BROMOCHLOROMETHANE	ND		ug/L	524.2		0-0		MB
	0 BROMOMETHANE	ND		ug/L	524.2		0-0		MB
	0 CHLOROETHANE	ND		ug/L	524.2		0-0		MB
	0 CHLOROMETHANE	ND		ug/L	524.2		0-0		MB
	0 CIS - 1,3 - DICHLOROPROPENE	ND		ug/L	524.2		0-0		MB
	0 DIBROMOMETHANE	ND		ug/L	524.2		0-0		MB
	0 DICHLORODIFLUOROMETHANE	ND		ug/L	524.2		0-0		MB
	0 HEXACHLOROBUTADIENE	ND		ug/L	524.2		0-0		MB
	0 ISOPROPYLBENZENE	ND		ug/L	524.2		0-0		MB
	0 M - DICHLOROBENZENE	ND		ug/L	524.2		0-0		MB
	0 M/P - XYLENE	ND		ug/L	524.2		0-0		MB
	0 METHYL TERT-BUTYL ETHER	ND		ug/L	524.2		0-0		MB
	0 N - BUTYLBENZENE	ND		ug/L	524.2		0-0		MB
	0 N - PROPYLBENZENE	ND		ug/L	524.2		0-0		MB
	0 NAPHTHALENE	ND		ug/L	524.2		0-0		MB
	0 O - CHLOROTOLUENE	ND		ug/L	524.2		0-0		MB
	0 O - XYLENE	ND		ug/L	524.2		0-0		MB
	0 P - CHLOROTOLUENE	ND		ug/L	524.2		0-0		MB
	0 P - ISOPROPYLTOLUENE	ND		ug/L	524.2		0-0		MB
	0 SEC - BUTYLBENZENE	ND		ug/L	524.2		0-0		MB
	0 TERT - BUTYLBENZENE	ND		ug/L	524.2		0-0		MB
	0 TRANS- 1,3 - DICHLOROPROPENE	ND		ug/L	524.2		0-0		MB
	0 TRICHLOROFLUOROMETHANE	ND		ug/L	524.2		0-0		MB
	0 BROMODICHLOROMETHANE	ND		ug/L	524.2		0-0		MB
	0 BROMOFORM	ND		ug/L	524.2		0-0		MB
	0 CHLORODIBROMOMETHANE	ND		ug/L	524.2		0-0		MB
	0 CHLOROFORM	ND		ug/L	524.2		0-0		MB
	0 1,1 - DICHLOROETHYLENE	ND		ug/L	524.2		0-0		MB
	0 1,1,1 - TRICHLOROETHANE	ND		ug/L	524.2		0-0		MB
	0 1,1,2 - TRICHLOROETHANE	ND		ug/L	524.2		0-0		MB
	0 1,2 - DICHLOROETHANE	ND		ug/L	524.2		0-0		MB
	0 1,2 - DICHLOROPROPANE	ND		ug/L	524.2		0-0		MB
	0 1,2,4 - TRICHLOROBENZENE	ND		ug/L	524.2		0-0		MB
	0 BENZENE	ND		ug/L	524.2		0-0		MB
	0 CARBON TETRACHLORIDE	ND		ug/L	524.2		0-0		MB
	0 CIS - 1,2 - DICHLOROETHYLENE	ND		ug/L	524.2		0-0		MB
	0 DICHLOROMETHANE	ND		ug/L	524.2		0-1		MB
	0 ETHYLBENZENE	ND		ug/L	524.2		0-0		MB

*Notation:

% Recovery = (Result of Analysis)/(True Value) * 100

NA = Indicates % Recovery could not be calculated.

Limits are intended for water matrices only. These criteria are for guidance only when reported with soils/solids.

FORM: QCIndependent4.rpt



SAMPLE INDEPENDENT QUALITY CONTROL REPORT

Reference Number: **23-06450**

Report Date: 05/05/23

Batch	Analyte	Result	True Value	Units	Method	% Recovery	Limits*	QC Qualifier	QC Type	Comment
Method Blank										
524_230316	0 MONOCHLOROENZENE	ND		ug/L	524.2	0-0			MB	
	0 O - DICHLOROENZENE	ND		ug/L	524.2	0-0			MB	
	0 P - DICHLOROENZENE	ND		ug/L	524.2	0-0			MB	
	0 STYRENE	ND		ug/L	524.2	0-0			MB	
	0 TETRACHLOROETHYLENE	ND		ug/L	524.2	0-0			MB	
	0 TOLUENE	ND		ug/L	524.2	0-0			MB	
	0 TRANS - 1,2 - DICHLOROETHYLENE	ND		ug/L	524.2	0-0			MB	
	0 TRICHLOROETHYLENE	ND		ug/L	524.2	0-0			MB	
	0 VINYL CHLORIDE	ND		ug/L	524.2	0-0			MB	
	1 1,1 - DICHLOROETHANE	ND		ug/L	524.2	0-0			MB	TB 23-05444
	1 1,1 - DICHLOROPROPENE	ND		ug/L	524.2	0-0			MB	TB 23-05444
	1 1,1,1,2 - TETRACHLOROETHANE	ND		ug/L	524.2	0-0			MB	TB 23-05444
	1 1,1,2,2 - TETRACHLOROETHANE	ND		ug/L	524.2	0-0			MB	TB 23-05444
	1 1,2,3 - TRICHLOROETHANE	ND		ug/L	524.2	0-0			MB	TB 23-05444
	1 1,2,3 - TRICHLOROPROPANE	ND		ug/L	524.2	0-0			MB	TB 23-05444
	1 1,2,4 - TRIMETHYLBENZENE	ND		ug/L	524.2	0-0			MB	TB 23-05444
	1 1,3 - DICHLOROPROPANE	ND		ug/L	524.2	0-0			MB	TB 23-05444
	1 1,3,5 - TRIMETHYLBENZENE	ND		ug/L	524.2	0-0			MB	TB 23-05444
	1 2,2 - DICHLOROPROPANE	ND		ug/L	524.2	0-0			MB	TB 23-05444
	1 BROMOENZENE	ND		ug/L	524.2	0-0			MB	TB 23-05444
	1 BROMOCHLOROMETHANE	ND		ug/L	524.2	0-0			MB	TB 23-05444
	1 BROMOMETHANE	ND		ug/L	524.2	0-0			MB	TB 23-05444
	1 CHLOROETHANE	ND		ug/L	524.2	0-0			MB	TB 23-05444
	1 CHLOROMETHANE	ND		ug/L	524.2	0-0			MB	TB 23-05444
	1 CIS - 1,3 - DICHLOROPROPENE	ND		ug/L	524.2	0-0			MB	TB 23-05444
	1 DIBROMOMETHANE	ND		ug/L	524.2	0-0			MB	TB 23-05444
	1 DICHLORODIFLUOROMETHANE	ND		ug/L	524.2	0-0			MB	TB 23-05444
	1 HEXACHLOROBUTADIENE	ND		ug/L	524.2	0-0			MB	TB 23-05444
	1 ISOPROPYLBENZENE	ND		ug/L	524.2	0-0			MB	TB 23-05444
	1 M - DICHLOROENZENE	ND		ug/L	524.2	0-0			MB	TB 23-05444
	1 M/P - XYLENE	ND		ug/L	524.2	0-0			MB	TB 23-05444
	1 METHYL TERT-BUTYL ETHER	ND		ug/L	524.2	0-0			MB	TB 23-05444
	1 N - BUTYLBENZENE	ND		ug/L	524.2	0-0			MB	TB 23-05444
	1 N - PROPYLBENZENE	ND		ug/L	524.2	0-0			MB	TB 23-05444
	1 NAPHTHALENE	ND		ug/L	524.2	0-0			MB	TB 23-05444
	1 O - CHLOROTOLUENE	ND		ug/L	524.2	0-0			MB	TB 23-05444
	1 O - XYLENE	ND		ug/L	524.2	0-0			MB	TB 23-05444
	1 P - CHLOROTOLUENE	ND		ug/L	524.2	0-0			MB	TB 23-05444
	1 P - ISOPROPYLTOLUENE	ND		ug/L	524.2	0-0			MB	TB 23-05444
	1 SEC - BUTYLBENZENE	ND		ug/L	524.2	0-0			MB	TB 23-05444
	1 TERT - BUTYLBENZENE	ND		ug/L	524.2	0-0			MB	TB 23-05444
	1 TRANS- 1,3 - DICHLOROPROPENE	ND		ug/L	524.2	0-0			MB	TB 23-05444
	1 TRICHLOROFUOROMETHANE	ND		ug/L	524.2	0-0			MB	TB 23-05444

*Notation:

% Recovery = (Result of Analysis)/(True Value) * 100

NA = Indicates % Recovery could not be calculated.

Limits are intended for water matrices only. These criteria are for guidance only when reported with soils/solids.

FORM: QCIndependent4.rpt



SAMPLE INDEPENDENT QUALITY CONTROL REPORT

Reference Number: **23-06450**

Report Date: 05/05/23

Batch	Analyte	Result	True Value	Units	Method	% Recovery	Limits*	QC Qualifier	QC Type	Comment
Method Blank										
524_230316	1 BROMODICHLOROMETHANE	ND		ug/L	524.2	0-0		MB		TB 23-05444
	1 BROMOFORM	ND		ug/L	524.2	0-0		MB		TB 23-05444
	1 CHLORODIBROMOMETHANE	ND		ug/L	524.2	0-0		MB		TB 23-05444
	1 CHLOROFORM	ND		ug/L	524.2	0-0		MB		TB 23-05444
	1 1,1 - DICHLOROETHYLENE	ND		ug/L	524.2	0-0		MB		TB 23-05444
	1 1,1,1 - TRICHLOROETHANE	ND		ug/L	524.2	0-0		MB		TB 23-05444
	1 1,1,2 - TRICHLOROETHANE	ND		ug/L	524.2	0-0		MB		TB 23-05444
	1 1,2 - DICHLOROETHANE	ND		ug/L	524.2	0-0		MB		TB 23-05444
	1 1,2 - DICHLOROPROPANE	ND		ug/L	524.2	0-0		MB		TB 23-05444
	1 1,2,4 - TRICHLOROBENZENE	ND		ug/L	524.2	0-0		MB		TB 23-05444
	1 BENZENE	ND		ug/L	524.2	0-0		MB		TB 23-05444
	1 CARBON TETRACHLORIDE	ND		ug/L	524.2	0-0		MB		TB 23-05444
	1 CIS - 1,2 - DICHLOROETHYLENE	ND		ug/L	524.2	0-0		MB		TB 23-05444
	1 DICHLOROMETHANE	ND		ug/L	524.2	0-1		MB		TB 23-05444
	1 ETHYLBENZENE	ND		ug/L	524.2	0-0		MB		TB 23-05444
	1 MONOCHLOROBENZENE	ND		ug/L	524.2	0-0		MB		TB 23-05444
	1 O - DICHLOROBENZENE	ND		ug/L	524.2	0-0		MB		TB 23-05444
	1 P - DICHLOROBENZENE	ND		ug/L	524.2	0-0		MB		TB 23-05444
	1 STYRENE	ND		ug/L	524.2	0-0		MB		TB 23-05444
	1 TETRACHLOROETHYLENE	ND		ug/L	524.2	0-0		MB		TB 23-05444
	1 TOLUENE	ND		ug/L	524.2	0-0		MB		TB 23-05444
	1 TRANS - 1,2 - DICHLOROETHYLENE	ND		ug/L	524.2	0-0		MB		TB 23-05444
	1 TRICHLOROETHYLENE	ND		ug/L	524.2	0-0		MB		TB 23-05444
	1 VINYL CHLORIDE	ND		ug/L	524.2	0-0		MB		TB 23-05444
	2 1,1 - DICHLOROETHANE	ND		ug/L	524.2	0-0		MB		TB 23-05776
	2 1,1 - DICHLOROPROPENE	ND		ug/L	524.2	0-0		MB		TB 23-05776
	2 1,1,1,2 - TETRACHLOROETHANE	ND		ug/L	524.2	0-0		MB		TB 23-05776
	2 1,1,2,2 - TETRACHLOROETHANE	ND		ug/L	524.2	0-0		MB		TB 23-05776
	2 1,2,3 - TRICHLOROBENZENE	ND		ug/L	524.2	0-0		MB		TB 23-05776
	2 1,2,3 - TRICHLOROPROPANE	ND		ug/L	524.2	0-0		MB		TB 23-05776
	2 1,2,4 - TRIMETHYLBENZENE	ND		ug/L	524.2	0-0		MB		TB 23-05776
	2 1,3 - DICHLOROPROPANE	ND		ug/L	524.2	0-0		MB		TB 23-05776
	2 1,3,5 - TRIMETHYLBENZENE	ND		ug/L	524.2	0-0		MB		TB 23-05776
	2 2,2 - DICHLOROPROPANE	ND		ug/L	524.2	0-0		MB		TB 23-05776
	2 BROMOBENZENE	ND		ug/L	524.2	0-0		MB		TB 23-05776
	2 BROMOCHLOROMETHANE	ND		ug/L	524.2	0-0		MB		TB 23-05776
	2 BROMOMETHANE	ND		ug/L	524.2	0-0		MB		TB 23-05776
	2 CHLOROETHANE	ND		ug/L	524.2	0-0		MB		TB 23-05776
	2 CHLOROMETHANE	ND		ug/L	524.2	0-0		MB		TB 23-05776
	2 CIS - 1,3 - DICHLOROPROPENE	ND		ug/L	524.2	0-0		MB		TB 23-05776
	2 DIBROMOMETHANE	ND		ug/L	524.2	0-0		MB		TB 23-05776
	2 DICHLORODIFLUOROMETHANE	ND		ug/L	524.2	0-0		MB		TB 23-05776
	2 HEXACHLOROBUTADIENE	ND		ug/L	524.2	0-0		MB		TB 23-05776

*Notation:

% Recovery = (Result of Analysis)/(True Value) * 100

NA = Indicates % Recovery could not be calculated.

Limits are intended for water matrices only. These criteria are for guidance only when reported with soils/solids.

FORM: QCIndependent4.rpt



SAMPLE INDEPENDENT QUALITY CONTROL REPORT

Reference Number: **23-06450**

Report Date: 05/05/23

Batch	Analyte	Result	True Value	Units	Method	% Recovery	Limits*	QC Qualifier	QC Type	Comment
Method Blank										
524_230316	2 ISOPROPYLBENZENE	ND		ug/L	524.2	0-0		MB		TB 23-05776
	2 M - DICHLORO BENZENE	ND		ug/L	524.2	0-0		MB		TB 23-05776
	2 M/P - XYLENE	ND		ug/L	524.2	0-0		MB		TB 23-05776
	2 METHYL TERT-BUTYL ETHER	ND		ug/L	524.2	0-0		MB		TB 23-05776
	2 N - BUTYLBENZENE	ND		ug/L	524.2	0-0		MB		TB 23-05776
	2 N - PROPYLBENZENE	ND		ug/L	524.2	0-0		MB		TB 23-05776
	2 NAPHTHALENE	ND		ug/L	524.2	0-0		MB		TB 23-05776
	2 O - CHLOROTOLUENE	ND		ug/L	524.2	0-0		MB		TB 23-05776
	2 O - XYLENE	ND		ug/L	524.2	0-0		MB		TB 23-05776
	2 P - CHLOROTOLUENE	ND		ug/L	524.2	0-0		MB		TB 23-05776
	2 P - ISOPROPYLTOLUENE	ND		ug/L	524.2	0-0		MB		TB 23-05776
	2 SEC - BUTYLBENZENE	ND		ug/L	524.2	0-0		MB		TB 23-05776
	2 TERT - BUTYLBENZENE	ND		ug/L	524.2	0-0		MB		TB 23-05776
	2 TRANS- 1,3 - DICHLOROPROPENE	ND		ug/L	524.2	0-0		MB		TB 23-05776
	2 TRICHLOROFLUOROMETHANE	ND		ug/L	524.2	0-0		MB		TB 23-05776
	2 BROMODICHLOROMETHANE	ND		ug/L	524.2	0-0		MB		TB 23-05776
	2 BROMOFORM	ND		ug/L	524.2	0-0		MB		TB 23-05776
	2 CHLORODIBROMOMETHANE	ND		ug/L	524.2	0-0		MB		TB 23-05776
	2 CHLOROFORM	ND		ug/L	524.2	0-0		MB		TB 23-05776
	2 1,1 - DICHLOROETHYLENE	ND		ug/L	524.2	0-0		MB		TB 23-05776
	2 1,1,1 - TRICHLOROETHANE	ND		ug/L	524.2	0-0		MB		TB 23-05776
	2 1,1,2 - TRICHLOROETHANE	ND		ug/L	524.2	0-0		MB		TB 23-05776
	2 1,2 - DICHLOROETHANE	ND		ug/L	524.2	0-0		MB		TB 23-05776
	2 1,2 - DICHLOROPROPANE	ND		ug/L	524.2	0-0		MB		TB 23-05776
	2 1,2,4 - TRICHLORO BENZENE	ND		ug/L	524.2	0-0		MB		TB 23-05776
	2 BENZENE	ND		ug/L	524.2	0-0		MB		TB 23-05776
	2 CARBON TETRACHLORIDE	ND		ug/L	524.2	0-0		MB		TB 23-05776
	2 CIS - 1,2 - DICHLOROETHYLENE	ND		ug/L	524.2	0-0		MB		TB 23-05776
	2 DICHLOROMETHANE	ND		ug/L	524.2	0-1		MB		TB 23-05776
	2 ETHYLBENZENE	ND		ug/L	524.2	0-0		MB		TB 23-05776
	2 MONOCHLORO BENZENE	ND		ug/L	524.2	0-0		MB		TB 23-05776
	2 O - DICHLORO BENZENE	ND		ug/L	524.2	0-0		MB		TB 23-05776
	2 P - DICHLORO BENZENE	ND		ug/L	524.2	0-0		MB		TB 23-05776
	2 STYRENE	ND		ug/L	524.2	0-0		MB		TB 23-05776
	2 TETRACHLOROETHYLENE	ND		ug/L	524.2	0-0		MB		TB 23-05776
	2 TOLUENE	ND		ug/L	524.2	0-0		MB		TB 23-05776
	2 TRANS - 1,2 - DICHLOROETHYLENE	ND		ug/L	524.2	0-0		MB		TB 23-05776
	2 TRICHLOROETHYLENE	ND		ug/L	524.2	0-0		MB		TB 23-05776
	2 VINYL CHLORIDE	ND		ug/L	524.2	0-0		MB		TB 23-05776
525_230317	0 ALACHLOR	ND		ug/L	525.2	0-0		MB		
	0 ALDRIN	ND		ug/L	525.2	0-0		MB		
	0 ATRAZINE	ND		ug/L	525.2	0-0		MB		
	0 BUTACHLOR	ND		ug/L	525.2	0-0		MB		

*Notation:

% Recovery = (Result of Analysis)/(True Value) * 100

NA = Indicates % Recovery could not be calculated.

Limits are intended for water matrices only. These criteria are for guidance only when reported with soils/solids.

FORM: QCIndependent4.rpt



SAMPLE INDEPENDENT QUALITY CONTROL REPORT

Reference Number: **23-06450**

Report Date: 05/05/23

Batch	Analyte	Result	True Value	Units	Method	% Recovery	Limits*	QC Qualifier Type	QC Comment
Method Blank									
525_230317	0 DI(2-ETHYLHEXYL)-ADIPATE	ND		ug/L	525.2	0-0		MB	
	0 DI(2-ETHYLHEXYL)-PHTHALATE	ND		ug/L	525.2	0-0		MB	
	0 DIELDRIN	ND		ug/L	525.2	0-0		MB	
	0 HEPTACHLOR EPOXIDE "B"	ND		ug/L	525.2	0-0		MB	
	0 METOLACHLOR	ND		ug/L	525.2	0-0		MB	
	0 METRIBUZIN	ND		ug/L	525.2	0-0		MB	
	0 PROPACHLOR	ND		ug/L	525.2	0-0		MB	
	0 SIMAZINE	ND		ug/L	525.2	0-0		MB	
	1 ALACHLOR	ND		ug/L	525.2	0-0		MB	
	1 ALDRIN	ND		ug/L	525.2	0-0		MB	
	1 ATRAZINE	ND		ug/L	525.2	0-0		MB	
	1 BUTACHLOR	ND		ug/L	525.2	0-0		MB	
	1 DI(2-ETHYLHEXYL)-ADIPATE	ND		ug/L	525.2	0-0		MB	
	1 DI(2-ETHYLHEXYL)-PHTHALATE	ND		ug/L	525.2	0-0		MB	
	1 DIELDRIN	ND		ug/L	525.2	0-0		MB	
	1 HEPTACHLOR EPOXIDE "B"	ND		ug/L	525.2	0-0		MB	
	1 METOLACHLOR	ND		ug/L	525.2	0-0		MB	
	1 METRIBUZIN	ND		ug/L	525.2	0-0		MB	
	1 PROPACHLOR	ND		ug/L	525.2	0-0		MB	
	1 SIMAZINE	ND		ug/L	525.2	0-0		MB	
531_230405	0 3-HYDROXYCARBOFURAN	ND		ug/L	531.2	0-0		MB	
	0 ALDICARB	ND		ug/L	531.2	0-0		MB	
	0 ALDICARB SULFONE	ND		ug/L	531.2	0-0		MB	
	0 ALDICARB SULFOXIDE	ND		ug/L	531.2	0-0		MB	
	0 CARBARYL	ND		ug/L	531.2	0-0		MB	
	0 CARBOFURAN	ND		ug/L	531.2	0-0		MB	
	0 METHOMYL	ND		ug/L	531.2	0-0		MB	
	0 OXAMYL (VYDATE)	ND		ug/L	531.2	0-0		MB	
547_230331B	0 GLYPHOSATE	ND		ug/L	547	0-0		MB	
548_230320	0 ENDOTHALL	ND		ug/L	548.1	0-0		MB	
549_230314	0 DIQUAT	ND		ug/L	549.2	0-0		MB	
552_230320	0 DIBROMOACETIC ACID	ND		ug/L	552.3	0-0		MB	
	0 DICHLOROACETIC ACID	ND		ug/L	552.3	0-0		MB	
	0 MONOBROMOACETIC ACID	ND		ug/L	552.3	0-0		MB	
	0 MONOCHLOROACETIC ACID	ND		ug/L	552.3	0-1		MB	
	0 TRICHLOROACETIC ACID	ND		ug/L	552.3	0-0		MB	
Color_230313	0 COLOR	ND		CU	SM2120 B	0-4		MB	
EC_230314R	0 ELECTRICAL CONDUCTIVITY	ND		uS/cm	SM2510 B	0-10		MB	
	1 ELECTRICAL CONDUCTIVITY	ND		uS/cm	SM2510 B	0-10		MB	
TDS_230317	0 TOTAL DISSOLVED SOLIDS (TDS)	ND		mg/L	SM2540 C	0-3		MB	
	1 TOTAL DISSOLVED SOLIDS (TDS)	ND		mg/L	SM2540 C	0-3		MB	

*Notation:

% Recovery = (Result of Analysis)/(True Value) * 100

NA = Indicates % Recovery could not be calculated.

Limits are intended for water matrices only. These criteria are for guidance only when reported with soils/solids.

FORM: QCIndependent4.rpt



SAMPLE INDEPENDENT QUALITY CONTROL REPORT

Reference Number: **23-06450**

Report Date: 05/05/23

Batch	Analyte	Result	True Value	Units	Method	% Recovery	Limits*	QC Qualifier	QC Type	Comment
Method Blank										
Turb_230313	0 TURBIDITY	ND		NTU	180.1		0-0		MB	

*Notation:

% Recovery = (Result of Analysis)/(True Value) * 100

NA = Indicates % Recovery could not be calculated.

Limits are intended for water matrices only. These criteria are for guidance only when reported with soils/solids.

FORM: QCIndependent4.rpt



SAMPLE INDEPENDENT QUALITY CONTROL REPORT

Reference Number: **23-06450**

Report Date: 05/05/23

Batch	Analyte	Result	True Value	Units	Method	% Recovery	QC Limits*	QC Qualifier Type	Comment
Method Detection Limit Sample									
524_230316	0 1,1 - DICHLOROETHANE	0.31	0.4	ug/L	524.2	78	25-175	MDL	
	0 1,1 - DICHLOROPROPENE	0.25	0.4	ug/L	524.2	63	25-175	MDL	
	0 1,1,1,2 - TETRACHLOROETHANE	0.38	0.4	ug/L	524.2	95	25-175	MDL	
	0 1,1,2,2 - TETRACHLOROETHANE	0.39	0.4	ug/L	524.2	98	25-175	MDL	
	0 1,2,3 - TRICHLOROBENZENE	0.32	0.4	ug/L	524.2	80	25-175	MDL	
	0 1,2,3 - TRICHLOROPROPANE	0.41	0.4	ug/L	524.2	103	25-175	MDL	
	0 1,2,4 - TRIMETHYLBENZENE	0.26	0.4	ug/L	524.2	65	25-175	MDL	
	0 1,3 - DICHLOROPROPANE	0.43	0.4	ug/L	524.2	108	25-175	MDL	
	0 1,3,5 - TRIMETHYLBENZENE	0.28	0.4	ug/L	524.2	70	25-175	MDL	
	0 2,2 - DICHLOROPROPANE	0.27	0.4	ug/L	524.2	68	25-175	MDL	
	0 BROMOBENZENE	0.36	0.4	ug/L	524.2	90	25-175	MDL	
	0 BROMOCHLOROMETHANE	0.49	0.4	ug/L	524.2	123	25-175	MDL	
	0 BROMOMETHANE	0.41	0.4	ug/L	524.2	103	25-175	MDL	
	0 CHLOROETHANE	0.34	0.4	ug/L	524.2	85	25-175	MDL	
	0 CHLOROMETHANE	0.51	0.4	ug/L	524.2	128	25-175	MDL	
	0 CIS - 1,3 - DICHLOROPROPENE	0.40	0.4	ug/L	524.2	100	25-175	MDL	
	0 DIBROMOMETHANE	0.45	0.4	ug/L	524.2	113	25-175	MDL	
	0 DICHLORODIFLUOROMETHANE	0.23	0.4	ug/L	524.2	58	25-175	MDL	
	0 HEXACHLOROBUTADIENE	0.28	0.4	ug/L	524.2	70	25-175	MDL	
	0 ISOPROPYLBENZENE	0.23	0.4	ug/L	524.2	58	25-175	MDL	
	0 M - DICHLOROBENZENE	0.34	0.4	ug/L	524.2	85	25-175	MDL	
	0 M/P - XYLENE	0.59	0.8	ug/L	524.2	74	25-175	MDL	
	0 METHYL TERT-BUTYL ETHER	0.43	0.4	ug/L	524.2	108	25-175	MDL	
	0 N - BUTYLBENZENE	0.23	0.4	ug/L	524.2	58	25-175	MDL	
	0 N - PROPYLBENZENE	0.24	0.4	ug/L	524.2	60	25-175	MDL	
	0 NAPHTHALENE	0.32	0.4	ug/L	524.2	80	25-175	MDL	
	0 O - CHLOROTOLUENE	0.30	0.4	ug/L	524.2	75	25-175	MDL	
	0 O - XYLENE	0.27	0.4	ug/L	524.2	68	25-175	MDL	
	0 P - CHLOROTOLUENE	0.32	0.4	ug/L	524.2	80	25-175	MDL	
	0 P - ISOPROPYLTOLUENE	0.21	0.4	ug/L	524.2	53	25-175	MDL	
	0 SEC - BUTYLBENZENE	0.22	0.4	ug/L	524.2	55	25-175	MDL	
	0 TERT - BUTYLBENZENE	0.28	0.4	ug/L	524.2	70	25-175	MDL	
	0 TRANS- 1,3 - DICHLOROPROPENE	0.36	0.4	ug/L	524.2	90	25-175	MDL	
	0 TRICHLOROFUOROMETHANE	0.21	0.4	ug/L	524.2	53	25-175	MDL	
	0 BROMODICHLOROMETHANE	0.40	0.4	ug/L	524.2	100	25-175	MDL	
	0 BROMOFORM	0.44	0.4	ug/L	524.2	110	25-175	MDL	
	0 CHLORODIBROMOMETHANE	0.41	0.4	ug/L	524.2	103	25-175	MDL	
	0 CHLOROFORM	0.40	0.4	ug/L	524.2	100	25-175	MDL	
	0 1,1 - DICHLOROETHYLENE	0.28	0.4	ug/L	524.2	70	25-175	MDL	
	0 1,1,1 - TRICHLOROETHANE	0.24	0.4	ug/L	524.2	60	25-175	MDL	
	0 1,1,2 - TRICHLOROETHANE	0.48	0.4	ug/L	524.2	120	25-175	MDL	
	0 1,2 - DICHLOROETHANE	0.42	0.4	ug/L	524.2	105	25-175	MDL	
	0 1,2 - DICHLOROPROPANE	0.39	0.4	ug/L	524.2	98	25-175	MDL	

*Notation:

% Recovery = (Result of Analysis)/(True Value) * 100

NA = Indicates % Recovery could not be calculated.

Limits are intended for water matrices only. These criteria are for guidance only when reported with soils/solids.

FORM: QCIndependent4.rpt



SAMPLE INDEPENDENT QUALITY CONTROL REPORT

Reference Number: **23-06450**

Report Date: 05/05/23

Batch	Analyte	Result	True Value	Units	Method	% Recovery	Limits*	QC Qualifier Type	QC Comment
Method Detection Limit Sample									
524_230316	0 1,2,4 - TRICHLOROBENZENE	0.37	0.4	ug/L	524.2	93	25-175	MDL	
	0 BENZENE	0.36	0.4	ug/L	524.2	90	25-175	MDL	
	0 CARBON TETRACHLORIDE	0.24	0.4	ug/L	524.2	60	25-175	MDL	
	0 CIS - 1,2 - DICHLOROETHYLENE	0.34	0.4	ug/L	524.2	85	25-175	MDL	
	0 DICHLOROMETHANE	0.20	0.4	ug/L	524.2	50	25-175	MDL	
	0 ETHYLBENZENE	0.28	0.4	ug/L	524.2	70	25-175	MDL	
	0 MONOCHLOROBENZENE	0.38	0.4	ug/L	524.2	95	25-175	MDL	
	0 O - DICHLOROBENZENE	0.40	0.4	ug/L	524.2	100	25-175	MDL	
	0 P - DICHLOROBENZENE	0.37	0.4	ug/L	524.2	93	25-175	MDL	
	0 STYRENE	0.32	0.4	ug/L	524.2	80	25-175	MDL	
	0 TETRACHLOROETHYLENE	0.32	0.4	ug/L	524.2	80	25-175	MDL	
	0 TOLUENE	0.29	0.4	ug/L	524.2	73	25-175	MDL	
	0 TRANS - 1,2 - DICHLOROETHYLENE	0.32	0.4	ug/L	524.2	80	25-175	MDL	
	0 TRICHLOROETHYLENE	0.32	0.4	ug/L	524.2	80	25-175	MDL	
	0 VINYL CHLORIDE	0.32	0.4	ug/L	524.2	80	25-175	MDL	

*Notation:

% Recovery = (Result of Analysis)/(True Value) * 100

NA = Indicates % Recovery could not be calculated.

Limits are intended for water matrices only. These criteria are for guidance only when reported with soils/solids.

FORM: QCIndependent4.rpt



SAMPLE INDEPENDENT QUALITY CONTROL REPORT

Reference Number: **23-06450**

Report Date: 05/05/23

Batch	Analyte	Result	True Value	Units	Method	% Recovery	QC Limits*	QC Qualifier Type	Comment
Quality Control Sample									
1677_230320	0 CYANIDE	0.095	0.100	mg/L	OIA-1677-DW	95	90-110	QCS	
200.7_230315A	0 ALUMINUM	1.92	2	mg/L	200.7	96	95-105	QCS	
	0 IRON	2	2	mg/L	200.7	100	95-105	QCS	
	0 BORON	1.98	2	mg/L	200.7	99	95-105	QCS	
	1 HARDNESS	131	132.3	mg/L	200.7	99	95-105	QCS	
	1 CALCIUM	20.5	20	mg/L	200.7	103	95-105	QCS	
	1 MAGNESIUM	19.3	20	mg/L	200.7	97	95-105	QCS	
	1 POTASSIUM	19.5	20	mg/L	200.7	98	95-105	QCS	
	1 SODIUM	19.8	20	mg/L	200.7	99	95-105	QCS	
200.8_230322A	0 URANIUM	0.0165	0.0153	mg/L	200.8	108	90-110	QCS	
	0 COPPER	0.0385	0.04	mg/L	200.8	96	90-110	QCS	
	0 MANGANESE	0.0382	0.04	mg/L	200.8	96	90-110	QCS	
	0 SILVER	0.0388	0.04	mg/L	200.8	97	90-110	QCS	
	0 ZINC	0.0388	0.04	mg/L	200.8	97	90-110	QCS	
	0 ANTIMONY	0.0385	0.04	mg/L	200.8	96	90-110	QCS	
	0 ARSENIC	0.0384	0.04	mg/L	200.8	96	90-110	QCS	
	0 BARIUM	0.0408	0.04	mg/L	200.8	102	90-110	QCS	
	0 BERYLLIUM	0.0384	0.04	mg/L	200.8	96	90-110	QCS	
	0 CADMIUM	0.0394	0.04	mg/L	200.8	99	90-110	QCS	
	0 CHROMIUM	0.0384	0.04	mg/L	200.8	96	90-110	QCS	
	0 LEAD	0.0402	0.04	mg/L	200.8	101	90-110	QCS	
	0 NICKEL	0.0401	0.04	mg/L	200.8	100	90-110	QCS	
	0 SELENIUM	0.0397	0.04	mg/L	200.8	99	90-110	QCS	
	0 THALLIUM	0.0393	0.04	mg/L	200.8	98	90-110	QCS	
200.8_230327HG	0 MERCURY	0.00144	0.0015	mg/L	200.8	96	90-110	QCS	
300.1_230314A	0 BROMATE	0.0092	0.01	mg/L	300.1	92	85-115	QCS	
	0 CHLORITE	0.0181	0.02	mg/L	300.1	91	85-115	QCS	
	0 BROMIDE	0.0999	0.1	mg/L	300.1	100	85-115	QCS	
515_230321	0 2,4 - D	59.3	67.5	ug/L	515.4	88	70-130	QCS	DF=16
	0 2,4,5 - TP (SILVEX)	65.6	79.7	ug/L	515.4	82	70-130	QCS	DF=16
	0 DALAPON	19.8	22.7	ug/L	515.4	87	70-130	QCS	DF=16
	0 DICAMBA	77.5	92.8	ug/L	515.4	84	70-130	QCS	DF=16
	0 DINOSEB	41.9	50.1	ug/L	515.4	84	70-130	QCS	DF=16
	0 PENTACHLOROPHENOL	13.9	16.8	ug/L	515.4	83	70-130	QCS	DF=16
	0 PICLORAM	28.1	34.4	ug/L	515.4	82	70-130	QCS	DF=16
531_230405	2 3-HYDROXYCARBOFURAN	34.1	34.4	ug/L	531.2	99	70-130	QCS	
	2 ALDICARB	67.4	90.4	ug/L	531.2	75	70-130	QCS	
	2 ALDICARB SULFONE	67.0	82.8	ug/L	531.2	81	70-130	QCS	
	2 ALDICARB SULFOXIDE	57.5	67.6	ug/L	531.2	85	70-130	QCS	
	2 CARBARYL	28.2	34.2	ug/L	531.2	82	70-130	QCS	
	2 CARBOFURAN	107	132	ug/L	531.2	81	70-130	QCS	
	2 METHOMYL	65.8	84.4	ug/L	531.2	78	70-130	QCS	

*Notation:

% Recovery = (Result of Analysis)/(True Value) * 100

NA = Indicates % Recovery could not be calculated.

Limits are intended for water matrices only. These criteria are for guidance only when reported with soils/solids.

FORM: QCIndependent4.rpt



SAMPLE INDEPENDENT QUALITY CONTROL REPORT

Reference Number: **23-06450**

Report Date: 05/05/23

Batch	Analyte	Result	True Value	Units	Method	% Recovery	Limits*	QC Qualifier Type	QC Comment
Quality Control Sample									
531_230405	2 OXAMYL (VYDATE)	72.2	90.4	ug/L	531.2	80	70-130	QCS	
ALK_230314	0 ALKALINITY	101.2	100	mg CaCO3/ISM2320 B		101	90-110	QCS	
CL_230313A	0 FREE CHLORINE RESIDUAL	1.37	1.41	mg/L	SM4500-Cl G	97	90-110	QCS	
Color_230313	0 COLOR	10	10	CU	SM2120 B	100	90-110	QCS	
EC_230314R	0 ELECTRICAL CONDUCTIVITY	142.8	146.9	uS/cm	SM2510 B	97	90-110	QCS	
	1 ELECTRICAL CONDUCTIVITY	141.7	146.9	uS/cm	SM2510 B	96	90-110	QCS	
IC06_230313A	0 CHLORIDE	6.0	6	mg/L	300.0	100	90-110	QCS	
	0 SULFATE	30.8	30	mg/L	300.0	103	90-110	QCS	
	0 FLUORIDE	4.13	4	mg/L	300.0	103	90-110	QCS	
	0 NITRATE-N	6.01	6	mg/L	300.0	100	90-110	QCS	
	0 NITRITE-N	6.14	6	mg/L	300.0	102	90-110	QCS	
	0 TOTAL NITRATE+NITRITE as N	12.15	12	mg/L	300.0	101	90-110	QCS	
TDS_230317	0 TOTAL DISSOLVED SOLIDS (TDS)	496	500	mg/L	SM2540 C	99	80-120	QCS	
Turb_230313	0 TURBIDITY	0.96	1.00	NTU	180.1	96	90-110	QCS	

*Notation:

% Recovery = (Result of Analysis)/(True Value) * 100

NA = Indicates % Recovery could not be calculated.

Limits are intended for water matrices only. These criteria are for guidance only when reported with soils/solids.

FORM: QCIndependent4.rpt



**SAMPLE DEPENDENT
QUALITY CONTROL REPORT**
Duplicate, Matrix Spike/Matrix Spike Duplicate and Confirmation Result Report

Duplicate

Batch	Sample	Analyte	Result	Duplicate Result	Units	%RPD	Limits	QC Qualifier	Type	Comments
150.1_230313										
E-10139	12852	HYDROGEN ION (pH)	7.20	7.23	pH Units	0.4	0-50		DUP	
1677_230320										
57-12-5	11684	CYANIDE	ND	ND	mg/L	NA	0-20		DUP	
57-12-5	13686	CYANIDE	ND	ND	mg/L	NA	0-20		DUP	
57-12-5	14363	CYANIDE	ND	ND	mg/L	NA	0-20		DUP	
200.7_230315A										
E-11778	10656	HARDNESS	26.0	26.3	mg CaCO3/l	1.1	0-20		DUP	
7429-90-5	10656	ALUMINUM	ND	ND	mg/L	NA	0-20		DUP	
7440-42-8	10656	BORON	ND	ND	mg/L	NA	0-20		DUP	
7440-70-2	10656	CALCIUM	9.1	9.2	mg/L	1.1	0-20		DUP	
7439-89-6	10656	IRON	ND	ND	mg/L	NA	0-20		DUP	
7439-95-4	10656	MAGNESIUM	0.8	0.8	mg/L	0.0	0-20		DUP	
7440-09-7	10656	POTASSIUM	ND	ND	mg/L	NA	0-20		DUP	
7440-23-5	10656	SODIUM	ND	ND	mg/L	NA	0-20		DUP	
E-11778	11053	HARDNESS	ND	ND	mg CaCO3/l	NA	0-20		DUP	
7429-90-5	11053	ALUMINUM	ND	ND	mg/L	NA	0-20		DUP	
7440-42-8	11053	BORON	ND	ND	mg/L	NA	0-20		DUP	
7440-70-2	11053	CALCIUM	ND	ND	mg/L	NA	0-20		DUP	
7439-89-6	11053	IRON	ND	ND	mg/L	NA	0-20		DUP	
7439-95-4	11053	MAGNESIUM	ND	ND	mg/L	NA	0-20		DUP	
7440-09-7	11053	POTASSIUM	ND	ND	mg/L	NA	0-20		DUP	
7440-23-5	11053	SODIUM	ND	ND	mg/L	NA	0-20		DUP	
7429-90-5	11981	ALUMINUM	ND	ND	mg/L	NA	0-20		DUP	
7440-42-8	11981	BORON	ND	ND	mg/L	NA	0-20		DUP	
7440-70-2	11981	CALCIUM	4.1	4.0	mg/L	2.5	0-20		DUP	
E-11778	11981	HARDNESS	22.6	22.3	mg/L	1.3	0-20		DUP	
7439-89-6	11981	IRON	ND	ND	mg/L	NA	0-20		DUP	

%RPD = Relative Percent Difference

NA = Indicates %RPD could not be calculated

Matrix Spike (MS)/Matrix Spike Duplicate (MSD) analyses are used to determine the accuracy (MS) and precision (MSD) of an analytical method in a given sample matrix. Therefore, the usefulness of this report is limited to samples of similar matrices analyzed in the same analytical batch.

Only Duplicate sample with detections are listed in this report

Limits are intended for water matrices only. These criteria are for guidance only when reported with soils/solids.

Duplicate

Batch	Sample	Analyte	Result	Duplicate		Units	%RPD	Limits	QC		
				Result					Qualifier	Type	Comments
7439-95-4	11981	MAGNESIUM	3.0	3.0		mg/L	0.0	0-20			DUP
7440-09-7	11981	POTASSIUM	ND	ND		mg/L	NA	0-20			DUP
7440-23-5	11981	SODIUM	2.8	2.8		mg/L	0.0	0-20			DUP
7439-89-6	12176	IRON	0.65	0.66		mg/L	1.5	0-20			DUP
7429-90-5	12198	ALUMINUM	0.012	0.008		mg/L	40.0	0-20	INH		DUP
7439-89-6	12198	IRON	0.060	0.062		mg/L	3.3	0-20			DUP
7440-23-5	12208	SODIUM	26.3	26.4		mg/L	0.4	0-20			DUP
E-11778	12213	HARDNESS	128	128		mg/L	0.0	0-20			DUP
7439-89-6	12213	IRON	ND	ND		mg/L	NA	0-20			DUP
E-11778	12557	HARDNESS	124	124		mg/L	0.0	0-20			DUP
7439-89-6	12557	IRON	0.14	0.14		mg/L	0.0	0-20			DUP
7440-23-5	12557	SODIUM	13.6	13.7		mg/L	0.7	0-20			DUP
E-11778	12854	HARDNESS	10.3	10.3		mg CaCO3/l	0.0	0-20			DUP
7429-90-5	12854	ALUMINUM	0.025	0.03		mg/L	18.2	0-20			DUP
7440-42-8	12854	BORON	0.069	0.069		mg/L	0.0	0-20			DUP
7440-70-2	12854	CALCIUM	2.8	2.8		mg/L	0.0	0-20			DUP
7439-89-6	12854	IRON	ND	ND		mg/L	NA	0-20			DUP
7439-95-4	12854	MAGNESIUM	0.8	0.8		mg/L	0.0	0-20			DUP
7440-09-7	12854	POTASSIUM	23.9	24.1		mg/L	0.8	0-20			DUP
7440-23-5	12854	SODIUM	4.3	4.3		mg/L	0.0	0-20			DUP
E-11778	13002	HARDNESS	254	252		mg/L	0.8	0-20			DUP
7439-89-6	13002	IRON	0.05	0.05		mg/L	0.0	0-20			DUP
7440-23-5	13002	SODIUM	24.1	23.9		mg/L	0.8	0-20			DUP
7439-89-6	13121	IRON	ND	ND		mg/L	NA	0-20			DUP
7439-89-6	13126	IRON	0.002	0.002		mg/L	0.0	0-20			DUP
7439-89-6	13131	IRON	ND	0.50	0.50	0.50	mg/L	NA	0-20		DUP
E-11778	13156	HARDNESS	182	181		mg/L	0.6	0-20			DUP
7439-89-6	13156	IRON	2.89	2.87		mg/L	0.7	0-20			DUP
7439-89-6	13167	IRON	0.049	0.050		mg/L	2.0	0-20			DUP
7439-89-6	13351	IRON	0.32	0.32		mg/L	0.0	0-20			DUP
200.8_230322A											
7440-36-0	11947	ANTIMONY	ND	ND		mg/L	NA	0-20			DUP
7440-38-2	11947	ARSENIC	0.0012	0.0012		mg/L	0.0	0-20			DUP
7440-39-3	11947	BARIIUM	0.0557	0.0565		mg/L	1.4	0-20			DUP
7440-41-7	11947	BERYLLIUM	ND	ND		mg/L	NA	0-20			DUP
7440-43-9	11947	CADMIUM	ND	ND		mg/L	NA	0-20			DUP
7440-47-3	11947	CHROMIUM	ND	ND		mg/L	NA	0-20			DUP

%RPD = Relative Percent Difference

NA = Indicates %RPD could not be calculated

Matrix Spike (MS)/Matrix Spike Duplicate (MSD) analyses are used to determine the accuracy (MS) and precision (MSD) of an analytical method in a given sample matrix. Therefore, the usefulness of this report is limited to samples of similar matrices analyzed in the same analytical batch.

Only Duplicate sample with detections are listed in this report

Limits are intended for water matrices only. These criteria are for guidance only when reported with soils/solids.

Duplicate

Batch	Sample	Analyte	Result	Duplicate Result	Units	%RPD	Limits	QC Qualifier	Type	Comments
7440-50-8	11947	COPPER	ND	ND	mg/L	NA	0-20		DUP	
7439-92-1	11947	LEAD	ND	ND	mg/L	NA	0-20		DUP	
7439-96-5	11947	MANGANESE	ND	ND	mg/L	NA	0-20		DUP	
7440-02-0	11947	NICKEL	0.0016	0.0017	mg/L	6.1	0-20		DUP	
7782-49-2	11947	SELENIUM	ND	ND	mg/L	NA	0-20		DUP	
7440-22-4	11947	SILVER	ND	ND	mg/L	NA	0-20		DUP	
7440-28-0	11947	THALLIUM	ND	ND	mg/L	NA	0-20		DUP	
7440-61-1	11947	URANIUM	ND	ND	mg/L	NA	0-20		DUP	
7440-66-6	11947	ZINC	ND	ND	mg/L	NA	0-20		DUP	
7440-36-0	12602	ANTIMONY	ND	ND	mg/L	NA	0-20		DUP	
7440-38-2	12602	ARSENIC	ND	ND	mg/L	NA	0-20		DUP	
7440-39-3	12602	BARIUM	ND	ND	mg/L	NA	0-20		DUP	
7440-47-3	12602	CHROMIUM	ND	ND	mg/L	NA	0-20		DUP	
7439-92-1	12602	LEAD	ND	ND	mg/L	NA	0-20		DUP	
7439-96-5	12602	MANGANESE	ND	ND	mg/L	NA	0-20		DUP	
7782-49-2	12602	SELENIUM	ND	ND	mg/L	NA	0-20		DUP	
7440-50-8	12610	COPPER	0.183	0.186	mg/L	1.6	0-20		DUP	
7439-92-1	12610	LEAD	ND	ND	mg/L	NA	0-20		DUP	
7440-36-0	12795	ANTIMONY	ND	ND	mg/L	NA	0-20		DUP	
7440-38-2	12795	ARSENIC	ND	ND	mg/L	NA	0-20		DUP	
7440-39-3	12795	BARIUM	0.0228	0.0230	mg/L	0.9	0-20		DUP	
7440-41-7	12795	BERYLLIUM	ND	ND	mg/L	NA	0-20		DUP	
7440-43-9	12795	CADMIUM	ND	ND	mg/L	NA	0-20		DUP	
7440-47-3	12795	CHROMIUM	ND	ND	mg/L	NA	0-20		DUP	
7440-50-8	12795	COPPER	0.0069	0.0070	mg/L	1.4	0-20		DUP	
7439-92-1	12795	LEAD	ND	ND	mg/L	NA	0-20		DUP	
7439-96-5	12795	MANGANESE	0.150	0.149	mg/L	0.7	0-20		DUP	
7440-02-0	12795	NICKEL	0.0013	0.0013	mg/L	0.0	0-20		DUP	
7782-49-2	12795	SELENIUM	ND	ND	mg/L	NA	0-20		DUP	
7440-22-4	12795	SILVER	ND	ND	mg/L	NA	0-20		DUP	
7440-28-0	12795	THALLIUM	ND	ND	mg/L	NA	0-20		DUP	
7440-61-1	12795	URANIUM	ND	ND	mg/L	NA	0-20		DUP	
7440-66-6	12795	ZINC	0.0068	0.0071	mg/L	4.3	0-20		DUP	
7440-36-0	12995	ANTIMONY	ND	ND	mg/L	NA	0-20		DUP	
7440-38-2	12995	ARSENIC	ND	ND	mg/L	NA	0-20		DUP	
7440-39-3	12995	BARIUM	ND	ND	mg/L	NA	0-20		DUP	
7440-41-7	12995	BERYLLIUM	ND	ND	mg/L	NA	0-20		DUP	
7440-43-9	12995	CADMIUM	ND	ND	mg/L	NA	0-20		DUP	

%RPD = Relative Percent Difference

NA = Indicates %RPD could not be calculated

Matrix Spike (MS)/Matrix Spike Duplicate (MSD) analyses are used to determine the accuracy (MS) and precision (MSD) of an analytical method in a given sample matrix. Therefore, the usefulness of this report is limited to samples of similar matrices analyzed in the same analytical batch.

Only Duplicate sample with detections are listed in this report

Limits are intended for water matrices only. These criteria are for guidance only when reported with soils/solids.

FORM: QC Dependent2.rpt

Duplicate

Batch	Sample	Analyte	Result	Duplicate Result	Units	%RPD	Limits	QC Qualifier	Type	Comments
7440-47-3	12995	CHROMIUM	ND	ND	mg/L	NA	0-20		DUP	
7440-50-8	12995	COPPER	ND	ND	mg/L	NA	0-20		DUP	
7439-92-1	12995	LEAD	ND	ND	mg/L	NA	0-20		DUP	
7439-96-5	12995	MANGANESE	ND	ND	mg/L	NA	0-20		DUP	
7440-02-0	12995	NICKEL	ND	ND	mg/L	NA	0-20		DUP	
7782-49-2	12995	SELENIUM	ND	ND	mg/L	NA	0-20		DUP	
7440-22-4	12995	SILVER	ND	ND	mg/L	NA	0-20		DUP	
7440-28-0	12995	THALLIUM	ND	ND	mg/L	NA	0-20		DUP	
7440-61-1	12995	URANIUM	ND	ND	mg/L	NA	0-20		DUP	
7440-66-6	12995	ZINC	ND	ND	mg/L	NA	0-20		DUP	
7440-36-0	13002	ANTIMONY	ND	ND	mg/L	NA	0-20		DUP	
7440-38-2	13002	ARSENIC	0.0022	0.0022	mg/L	0.0	0-20		DUP	
7440-39-3	13002	BARIIUM	0.0142	0.0139	mg/L	2.1	0-20		DUP	
7440-41-7	13002	BERYLLIUM	ND	ND	mg/L	NA	0-20		DUP	
7440-43-9	13002	CADMIUM	ND	ND	mg/L	NA	0-20		DUP	
7440-47-3	13002	CHROMIUM	0.0010	0.0010	mg/L	0.0	0-20		DUP	
7440-50-8	13002	COPPER	0.0088	0.0089	mg/L	1.1	0-20		DUP	
7439-92-1	13002	LEAD	ND	ND	mg/L	NA	0-20		DUP	
7439-96-5	13002	MANGANESE	0.0012	0.0012	mg/L	0.0	0-20		DUP	
7440-02-0	13002	NICKEL	0.0016	0.0016	mg/L	0.0	0-20		DUP	
7782-49-2	13002	SELENIUM	0.0028	0.0028	mg/L	0.0	0-20		DUP	
7440-22-4	13002	SILVER	ND	ND	mg/L	NA	0-20		DUP	
7440-28-0	13002	THALLIUM	ND	ND	mg/L	NA	0-20		DUP	
7440-66-6	13002	ZINC	0.357	0.356	mg/L	0.3	0-20		DUP	
7440-50-8	13004	COPPER	153	151	ppb	1.3	0-20		DUP	
7439-92-1	13004	LEAD	8.3	8.2	ppb	1.2	0-20		DUP	
7440-38-2	13177	ARSENIC	0.0016	0.0016	mg/L	0.0	0-20		DUP	
7439-92-1	13177	LEAD	0.0010	0.0010	mg/L	0.0	0-20		DUP	
7440-50-8	13482	COPPER	0.0225	0.0223	mg/L	0.9	0-20		DUP	
7439-92-1	13482	LEAD	ND	ND	mg/L	NA	0-20		DUP	
7440-38-2	13503	ARSENIC	0.0014	0.0015	mg/L	6.9	0-20		DUP	
7439-92-1	13503	LEAD	ND	ND	mg/L	NA	0-20		DUP	
7439-96-5	13503	MANGANESE	ND	ND	mg/L	NA	0-20		DUP	
7440-50-8	14459	COPPER	0.0023	0.0023	mg/L	0.0	0-20		DUP	
7439-92-1	14459	LEAD	ND	ND	mg/L	NA	0-20		DUP	
7440-50-8	14706	COPPER	0.858	0.883	mg/L	2.9	0-20		DUP	
7439-92-1	14706	LEAD	0.0014	0.0014	mg/L	0.0	0-20		DUP	
7440-50-8	15100	COPPER	0.0095	0.0094	mg/L	1.1	0-20		DUP	

%RPD = Relative Percent Difference

NA = Indicates %RPD could not be calculated

Matrix Spike (MS)/Matrix Spike Duplicate (MSD) analyses are used to determine the accuracy (MS) and precision (MSD) of a analytical method in a given sample matrix. Therefore, the usefulness of this report is limited to samples of similar matrices analyzed in the same analytical batch.

Only Duplicate sample with detections are listed in this report

Limits are intended for water matrices only. These criteria are for guidance only when reported with soils/solids.

Duplicate

Batch	Sample	Analyte	Result	Duplicate Result	Units	%RPD	Limits	QC Qualifier	Type	Comments
7439-92-1	15100	LEAD	ND	ND	mg/L	NA	0-20		DUP	
7440-38-2	15241	ARSENIC	ND	ND	mg/L	NA	0-20		DUP	
7440-39-3	15241	BARIUM	0.0060	0.0058	mg/L	3.4	0-20		DUP	
7440-43-9	15241	CADMIUM	ND	ND	mg/L	NA	0-20		DUP	
7440-47-3	15241	CHROMIUM	0.0042	0.0040	mg/L	4.9	0-20		DUP	
7439-92-1	15241	LEAD	ND	ND	mg/L	NA	0-20		DUP	
7782-49-2	15241	SELENIUM	ND	ND	mg/L	NA	0-20		DUP	
7440-22-4	15241	SILVER	ND	ND	mg/L	NA	0-20		DUP	
7439-92-1	15258	LEAD	ND	ND	mg/L	NA	0-20		DUP	
200.8_230327HG2										
7439-97-6	13070	MERCURY	ND	ND	mg/L	NA	0-20		DUP	
7439-97-6	13696	MERCURY	ND	ND	mg/L	NA	0-20		DUP	
7439-97-6	14061	MERCURY	ND	ND	mg/L	NA	0-20		DUP	
7439-97-6	14300	MERCURY	ND	ND	mg/L	NA	0-20		DUP	
7439-97-6	14366	MERCURY	ND	ND	mg/L	NA	0-20		DUP	
7439-97-6	14841	MERCURY	ND	ND	mg/L	NA	0-20		DUP	
7439-97-6	15126	MERCURY	ND	ND	mg/L	NA	0-20		DUP	
7439-97-6	15241	MERCURY	ND	ND	mg/L	NA	0-20		DUP	
7439-97-6	15660	MERCURY	ND	ND	mg/L	NA	0-20		DUP	
7439-97-6	16546	MERCURY	ND	ND	mg/L	NA	0-20		DUP	
300.1_230314A										
15541-45-4	11947	BROMATE	ND	ND	mg/L	NA	0-20		DUP	
24959-67-9	11947	BROMIDE	0.0808	0.0816	mg/L	1.0	0-20		DUP	
7758-19-2	11947	CHLORITE	ND	ND	mg/L	NA	0-20		DUP	
15541-45-4	12852	BROMATE	ND	ND	mg/L	NA	0-20		DUP	
24959-67-9	12852	BROMIDE	0.0169	0.0170	mg/L	0.6	0-20		DUP	
7758-19-2	12852	CHLORITE	ND	ND	mg/L	NA	0-20		DUP	
524_230316										
75-35-4	10813	1,1 - DICHLOROETHYLENE	ND	ND	mg/L	NA	0-30	Q2	DUP	
71-55-6	10813	1,1,1 - TRICHLOROETHANE	ND	ND	mg/L	NA	0-30		DUP	
79-00-5	10813	1,1,2 - TRICHLOROETHANE	ND	ND	mg/L	NA	0-30		DUP	
107-06-2	10813	1,2 - DICHLOROETHANE	ND	ND	mg/L	NA	0-30		DUP	
78-87-5	10813	1,2 - DICHLOROPROPANE	ND	ND	mg/L	NA	0-30		DUP	
120-82-1	10813	1,2,4 - TRICHLOROBENZENE	ND	ND	mg/L	NA	0-30		DUP	
71-43-2	10813	BENZENE	0.0007	0.0008	mg/L	13.3	0-30		DUP	
56-23-5	10813	CARBON TETRACHLORIDE	ND	ND	mg/L	NA	0-30		DUP	
156-59-2	10813	CIS - 1,2 - DICHLOROETHYLENE	ND	ND	mg/L	NA	0-30		DUP	

%RPD = Relative Percent Difference

NA = Indicates %RPD could not be calculated

Matrix Spike (MS)/Matrix Spike Duplicate (MSD) analyses are used to determine the accuracy (MS) and precision (MSD) of an analytical method in a given sample matrix. Therefore, the usefulness of this report is limited to samples of similar matrices analyzed in the same analytical batch.

Only Duplicate sample with detections are listed in this report

Limits are intended for water matrices only. These criteria are for guidance only when reported with soils/solids.

Duplicate

Batch	Sample	Analyte	Result	Duplicate Result	Units	%RPD	Limits	QC Qualifier	Type	Comments
75-09-2	10813	DICHLOROMETHANE	ND	ND	mg/L	NA	0-30		DUP	
100-41-4	10813	ETHYLBENZENE	ND	ND	mg/L	NA	0-30		DUP	
108-90-7	10813	MONOCHLOROBENZENE	ND	ND	mg/L	NA	0-30		DUP	
95-50-1	10813	O - DICHLOROBENZENE	ND	ND	mg/L	NA	0-30		DUP	
106-46-7	10813	P - DICHLOROBENZENE	ND	ND	mg/L	NA	0-30		DUP	
100-42-5	10813	STYRENE	ND	ND	mg/L	NA	0-30		DUP	
127-18-4	10813	TETRACHLOROETHYLENE	ND	ND	mg/L	NA	0-30		DUP	
108-88-3	10813	TOLUENE	ND	ND	mg/L	NA	0-30		DUP	
156-60-5	10813	TRANS - 1,2 - DICHLOROETHYLENE	ND	ND	mg/L	NA	0-30		DUP	
79-01-6	10813	TRICHLOROETHYLENE	ND	ND	mg/L	NA	0-30		DUP	
75-01-4	10813	VINYL CHLORIDE	ND	ND	mg/L	NA	0-30		DUP	
1330-20-7	10813	XYLENES (TOTAL)	ND	ND	mg/L	NA	0-30		DUP	
552_230320										
631-64-1	13690	DIBROMOACETIC ACID	ND	ND	ug/L	NA	0-30		DUP	
79-43-6	13690	DICHLOROACETIC ACID	ND	ND	ug/L	NA	0-30		DUP	
NA	13690	HAA(5)	ND	ND	ug/L	NA	0-30		DUP	
79-08-3	13690	MONOBROMOACETIC ACID	ND	ND	ug/L	NA	0-30		DUP	
79-11-8	13690	MONOCHLOROACETIC ACID	ND	ND	ug/L	NA	0-30		DUP	
76-03-9	13690	TRICHLOROACETIC ACID	ND	ND	ug/L	NA	0-30		DUP	
ALK_230314										
E-14506	11917	ALKALINITY	138	141	mg CaCO3/l	2.2	0-20		DUP	
CL_230313A										
	12852	CHLORAMINES TOTAL	ND	ND	mg/L	NA	0-20		DUP	
7782-50-5	12852	FREE CHLORINE RESIDUAL	ND	ND	mg/L	NA	0-20		DUP	
COLOR_230313										
E-11712	12852	COLOR	ND	ND	COLOR UNl	NA	0-20		DUP	
EC_230314R										
E-10184	9508	ELECTRICAL CONDUCTIVITY	1870	1870	uS/cm	0.0	0-20		DUP	
E-10184	13692	ELECTRICAL CONDUCTIVITY	ND	ND	uS/cm	NA	0-20		DUP	
IC06_230313A										
16887-00-6	12852	CHLORIDE	5.5	5.5	mg/L	0.0	0-20		DUP	
16984-48-8	12852	FLUORIDE	ND	ND	mg/L	NA	0-20		DUP	
14797-55-8	12852	NITRATE-N	2.10	2.10	mg/L	0.0	0-20		DUP	
14797-65-0	12852	NITRITE-N	ND	ND	mg/L	NA	0-20		DUP	
14808-79-8	12852	SULFATE	4.6	4.6	mg/L	0.0	0-20		DUP	
E-10128	12852	TOTAL NITRATE+NITRITE as N	2.10	2.10	mg/L	0.0	0-20		DUP	

%RPD = Relative Percent Difference

NA = Indicates %RPD could not be calculated

Matrix Spike (MS)/Matrix Spike Duplicate (MSD) analyses are used to determine the accuracy (MS) and precision (MSD) of an analytical method in a given sample matrix. Therefore, the usefulness of this report is limited to samples of similar matrices analyzed in the same analytical batch.

Only Duplicate sample with detections are listed in this report

Limits are intended for water matrices only. These criteria are for guidance only when reported with soils/solids.

FORM: QC Dependent2.rpt

Duplicate

Batch	Sample	Analyte	Result	Duplicate Result	Units	%RPD	Limits	QC Qualifier	Type	Comments
16887-00-6	13736	CHLORIDE	0.9	0.9	mg/L	0.0	0-20		DUP	
16887-00-6	13815	CHLORIDE	32.0	32.0	mg/L	0.0	0-20		DUP	
16984-48-8	13815	FLUORIDE	0.20	0.20	mg/L	0.0	0-20		DUP	
14797-55-8	13815	NITRATE-N	0.88	0.88	mg/L	0.0	0-20		DUP	
16887-00-6	14011	CHLORIDE	16.5	16.6	mg/L	0.6	0-20		DUP	
14797-55-8	14011	NITRATE-N	ND	ND	mg/L	NA	0-20		DUP	
ODOR_230313										
E-11734	12852	ODOR	ND	ND	TON	NA	0-20		DUP	Temperature: 40.4
TASTE_230331										
NA	9508	TASTE	2	2	FTN	0.0	0-10		DUP	
TDS_230317										
E-10173	11520	TOTAL DISSOLVED SOLIDS (TDS)	ND	ND	mg/L	NA	0-5		DUP	
E-10173	12852	TOTAL DISSOLVED SOLIDS (TDS)	314	314	mg/L	0.0	0-5		DUP	
TURB_230313										
E-10617	12852	TURBIDITY	0.13	0.12	NTU	8.0	0-20		DUP	
E-10617	13891	TURBIDITY	39	40	mg/L	2.5	0-20		DUP	
E-10617	14010	TURBIDITY	220	220	NTU	0.0	0-20		DUP	

%RPD = Relative Percent Difference

NA = Indicates %RPD could not be calculated

Matrix Spike (MS)/Matrix Spike Duplicate (MSD) analyses are used to determine the accuracy (MS) and precision (MSD) of an analytical method in a given sample matrix. Therefore, the usefulness of this report is limited to samples of similar matrices analyzed in the same analytical batch.

Only Duplicate sample with detections are listed in this report

Limits are intended for water matrices only. These criteria are for guidance only when reported with soils/solids.

FORM: QC Dependent2.rpt

Laboratory Fortified Matrix (MS)

Batch/CAS	Sample	Analyte	Result	Duplicate		Conc	Units	Percent Recovery		Limits*	%RPD	Limits*	QC		Comments
				Spike Result	Spike Result			MS	MSD				Qualifier	Type	
1677_230320															
57-12-5	11684	CYANIDE	ND	0.048	0.050	0.050	mg/L	96	100	70-130	4.1	0-20		LFM	
57-12-5	13686	CYANIDE	ND	0.049	0.050	0.050	mg/L	98	100	70-130	2.0	0-20		LFM	
57-12-5	14363	CYANIDE	ND	0.049	0.050	0.050	mg/L	98	100	70-130	2.0	0-20		LFM	
200.7_230315A															
E-11778	10656	HARDNESS	26.0	112	111	86.0	mg CaCO3/100	99		70-130	1.2	0-20		LFM	
7429-90-5	10656	ALUMINUM	ND	0.48	0.48	0.50	mg/L	96	96	70-130	0.0	0-20		LFM	
7440-42-8	10656	BORON	ND	0.49	0.50	0.50	mg/L	98	100	70-130	2.0	0-20		LFM	
7440-70-2	10656	CALCIUM	9.1	22.3	22.2	13.0	mg/L	102	101	70-130	0.8	0-20		LFM	
7439-89-6	10656	IRON	ND	0.51	0.50	0.50	mg/L	102	100	70-130	2.0	0-20		LFM	
7439-95-4	10656	MAGNESIUM	0.8	13.6	13.6	13.0	mg/L	98	98	70-130	0.0	0-20		LFM	
7440-09-7	10656	POTASSIUM	ND	15.9	15.9	17.5	mg/L	91	91	70-130	0.0	0-20		LFM	
7440-23-5	10656	SODIUM	ND	13.0	13.1	13.0	mg/L	100	101	70-130	0.8	0-20		LFM	
E-11778	11053	HARDNESS	ND	86.9	87.6	86.0	mg CaCO3/101	102		70-130	0.8	0-20		LFM	
7429-90-5	11053	ALUMINUM	ND	0.48	0.48	0.50	mg/L	96	96	70-130	0.0	0-20		LFM	
7440-42-8	11053	BORON	ND	0.52	0.53	0.50	mg/L	104	106	70-130	1.9	0-20		LFM	
7440-70-2	11053	CALCIUM	ND	13.7	13.8	13.0	mg/L	105	106	70-130	0.7	0-20		LFM	
7439-89-6	11053	IRON	ND	0.50	0.50	0.50	mg/L	100	100	70-130	0.0	0-20		LFM	
7439-95-4	11053	MAGNESIUM	ND	12.8	12.9	13.0	mg/L	98	99	70-130	0.8	0-20		LFM	
7440-09-7	11053	POTASSIUM	ND	15.3	16.1	17.5	mg/L	87	92	70-130	5.1	0-20		LFM	
7440-23-5	11053	SODIUM	ND	13.2	13.3	13.0	mg/L	102	102	70-130	0.8	0-20		LFM	
7429-90-5	11981	ALUMINUM	ND	0.48	0.48	0.50	mg/L	96	96	70-130	0.0	0-20		LFM	
7440-42-8	11981	BORON	ND	0.50	0.52	0.50	mg/L	100	104	70-130	3.9	0-20		LFM	
7440-70-2	11981	CALCIUM	4.1	17.6	17.9	13.0	mg/L	104	106	70-130	2.2	0-20		LFM	
E-11778	11981	HARDNESS	22.6	108	109	86.0	mg/L	99	100	70-130	1.2	0-20		LFM	
7439-89-6	11981	IRON	ND	0.52	0.53	0.50	mg/L	104	106	70-130	1.9	0-20		LFM	
7439-95-4	11981	MAGNESIUM	3.0	15.6	15.7	13.0	mg/L	97	98	70-130	0.8	0-20		LFM	
7440-09-7	11981	POTASSIUM	ND	16.8	16.2	17.5	mg/L	96	93	70-130	3.6	0-20		LFM	
7440-23-5	11981	SODIUM	2.8	15.6	15.6	13.0	mg/L	98	98	70-130	0.0	0-20		LFM	
7439-89-6	12176	IRON	0.65	1.24	1.23	0.50	mg/L	118	116	70-130	1.7	0-20		LFM	
7440-23-5	12208	SODIUM	26.3	38.1	38.8	13.0	mg/L	91	96	70-130	5.8	0-20		LFM	
E-11778	12213	HARDNESS	128	210	210	86.0	mg/L	95	95	70-130	0.0	0-20		LFM	
7439-89-6	12213	IRON	ND	0.51	0.51	0.50	mg/L	102	102	70-130	0.0	0-20		LFM	
E-11778	12557	HARDNESS	124	207	206	86.0	mg/L	97	95	70-130	1.2	0-20		LFM	
7439-89-6	12557	IRON	0.14	0.63	0.65	0.50	mg/L	98	102	70-130	4.0	0-20		LFM	
7440-23-5	12557	SODIUM	13.6	25.8	25.6	13.0	mg/L	94	92	70-130	1.7	0-20		LFM	

%RPD = Relative Percent Difference

NA = Indicates %RPD could not be calculated

Matrix Spike (MS)/Matrix Spike Duplicate (MSD) analyses are used to determine the accuracy (MS) and precision (MSD) of an analytical method in a given sample matrix. Therefore, the usefulness of this report is limited to samples of similar matrices analyzed in the same analytical batch.

Only Duplicate sample with detections are listed in this report

Limits are intended for water matrices only. These criteria are for guidance only when reported with soils/solids.

Laboratory Fortified Matrix (MS)

Batch/CAS	Sample	Analyte	Result	Duplicate		Conc	Units	Percent Recovery		Limits*	%RPD	Limits*	QC		Comments
				Spike Result	Spike Result			MS	MSD				Qualifier	Type	
E-11778	12854	HARDNESS	10.3	95.0	90.6	86.0	mg CaCO3/98	93	93	70-130	5.3	0-20		LFM	
7429-90-5	12854	ALUMINUM	0.025	0.51	0.50	0.50	mg/L	97	95	70-130	2.1	0-20		LFM	
7440-42-8	12854	BORON	0.069	0.57	0.58	0.50	mg/L	100	102	70-130	2.0	0-20		LFM	
7440-70-2	12854	CALCIUM	2.8	16.1	15.5	13.0	mg/L	102	98	70-130	4.6	0-20		LFM	
7439-89-6	12854	IRON	ND	0.51	0.52	0.50	mg/L	102	104	70-130	1.9	0-20		LFM	
7439-95-4	12854	MAGNESIUM	0.8	13.3	12.6	13.0	mg/L	96	91	70-130	5.8	0-20		LFM	
7440-09-7	12854	POTASSIUM	23.9	41.7	40.0	17.5	mg/L	102	92	70-130	10.0	0-20		LFM	
7440-23-5	12854	SODIUM	4.3	17.0	15.8	13.0	mg/L	98	88	70-130	9.9	0-20		LFM	
E-11778	13002	HARDNESS	254	332	333	86.0	mg/L	91	92	70-130	1.3	0-20		LFM	
7439-89-6	13002	IRON	0.05	0.56	0.55	0.50	mg/L	102	100	70-130	2.0	0-20		LFM	
7440-23-5	13002	SODIUM	24.1	36.0	35.5	13.0	mg/L	92	88	70-130	4.3	0-20		LFM	
7439-89-6	13121	IRON	ND	0.51	0.51	0.50	mg/L	102	102	70-130	0.0	0-20		LFM	
7439-89-6	13126	IRON	0.002	0.51	0.51	0.50	mg/L	102	102	70-130	0.0	0-20		LFM	
E-11778	13156	HARDNESS	182	261	260	86.0	mg/L	92	91	70-130	1.3	0-20		LFM	
7439-89-6	13156	IRON	2.89	3.29	3.28	0.50	mg/L	80	78	70-130	2.5	0-20		LFM	
7439-89-6	13167	IRON	0.049	0.56	0.55	0.50	mg/L	102	100	70-130	2.0	0-20		LFM	
7439-89-6	13351	IRON	0.32	0.81	0.81	0.50	mg/L	98	98	70-130	0.0	0-20		LFM	
200.8_230322A															
7440-36-0	11947	ANTIMONY	ND	0.0096		0.010	mg/L	96		70-130	NA	0-20		LFM	
7440-38-2	11947	ARSENIC	0.0012	0.0114		0.010	mg/L	102		70-130	NA	0-20		LFM	
7440-39-3	11947	BARIUM	0.0557	0.0653		0.010	mg/L	96		70-130	NA	0-20		LFM	
7440-41-7	11947	BERYLLIUM	ND	0.0095		0.010	mg/L	95		70-130	NA	0-20		LFM	
7440-43-9	11947	CADMIUM	ND	0.0097		0.010	mg/L	97		70-130	NA	0-20		LFM	
7440-47-3	11947	CHROMIUM	ND	0.0099		0.010	mg/L	99		70-130	NA	0-20		LFM	
7440-50-8	11947	COPPER	ND	0.0102		0.010	mg/L	102		70-130	NA	0-20		LFM	
7439-92-1	11947	LEAD	ND	0.0084		0.010	mg/L	84		70-130	NA	0-20		LFM	
7439-96-5	11947	MANGANESE	ND	0.0100		0.010	mg/L	100		70-130	NA	0-20		LFM	
7440-02-0	11947	NICKEL	0.0016	0.0110		0.010	mg/L	94		70-130	NA	0-20		LFM	
7782-49-2	11947	SELENIUM	ND	0.0106		0.010	mg/L	106		70-130	NA	0-20		LFM	
7440-22-4	11947	SILVER	ND	0.0093		0.010	mg/L	93		70-130	NA	0-20		LFM	
7440-28-0	11947	THALLIUM	ND	0.0086		0.010	mg/L	86		70-130	NA	0-20		LFM	
7440-61-1	11947	URANIUM	ND	0.0094		0.010	mg/L	94		70-130	NA	0-20		LFM	
7440-66-6	11947	ZINC	ND	0.0098		0.010	mg/L	98		70-130	NA	0-20		LFM	
7440-36-0	12602	ANTIMONY	ND	0.0105		0.010	mg/L	105		70-130	NA	0-20		LFM	
7440-38-2	12602	ARSENIC	ND	0.0108		0.010	mg/L	108		70-130	NA	0-20		LFM	
7440-39-3	12602	BARIUM	ND	0.0112		0.010	mg/L	112		70-130	NA	0-20		LFM	

%RPD = Relative Percent Difference

NA = Indicates %RPD could not be calculated

Matrix Spike (MS)/Matrix Spike Duplicate (MSD) analyses are used to determine the accuracy (MS) and precision (MSD) of an analytical method in a given sample matrix. Therefore, the usefulness of this report is limited to samples of similar matrices analyzed in the same analytical batch.

Only Duplicate sample with detections are listed in this report

Limits are intended for water matrices only. These criteria are for guidance only when reported with soils/solids.

Laboratory Fortified Matrix (MS)

Batch/CAS	Sample	Analyte	Result	Duplicate		Conc	Units	Percent Recovery		%RPD	Limits*	Limits*	QC		Comments
				Spike Result	Spike Result			MS	MSD				Qualifier	Type	
7440-47-3	12602	CHROMIUM	ND	0.0109		0.010	mg/L	109	70-130	NA	0-20		LFM		
7439-92-1	12602	LEAD	ND	0.0110		0.010	mg/L	110	70-130	NA	0-20		LFM		
7439-96-5	12602	MANGANESE	ND	0.0103		0.010	mg/L	103	70-130	NA	0-20		LFM		
7782-49-2	12602	SELENIUM	ND	0.0110		0.010	mg/L	110	70-130	NA	0-20		LFM		
7440-50-8	12610	COPPER	0.183	0.192		0.010	mg/L	90	70-130	NA	0-20		LFM		
7439-92-1	12610	LEAD	ND	0.0102		0.010	mg/L	102	70-130	NA	0-20		LFM		
7440-36-0	12795	ANTIMONY	ND	0.0093		0.010	mg/L	93	70-130	NA	0-20		LFM		
7440-38-2	12795	ARSENIC	ND	0.0106		0.010	mg/L	106	70-130	NA	0-20		LFM		
7440-39-3	12795	BARIUM	0.0228	0.0327		0.010	mg/L	99	70-130	NA	0-20		LFM		
7440-41-7	12795	BERYLLIUM	ND	0.0097		0.010	mg/L	97	70-130	NA	0-20		LFM		
7440-43-9	12795	CADMIUM	ND	0.0100		0.010	mg/L	100	70-130	NA	0-20		LFM		
7440-47-3	12795	CHROMIUM	ND	0.0095		0.010	mg/L	95	70-130	NA	0-20		LFM		
7440-50-8	12795	COPPER	0.0069	0.0166		0.010	mg/L	97	70-130	NA	0-20		LFM		
7439-92-1	12795	LEAD	ND	0.0095		0.010	mg/L	95	70-130	NA	0-20		LFM		
7439-96-5	12795	MANGANESE	0.150	0.158		0.010	mg/L	80	70-130	NA	0-20		LFM		
7440-02-0	12795	NICKEL	0.0013	0.0103		0.010	mg/L	90	70-130	NA	0-20		LFM		
7782-49-2	12795	SELENIUM	ND	0.0103		0.010	mg/L	103	70-130	NA	0-20		LFM		
7440-22-4	12795	SILVER	ND	0.0085		0.010	mg/L	85	70-130	NA	0-20		LFM		
7440-28-0	12795	THALLIUM	ND	0.0090		0.010	mg/L	90	70-130	NA	0-20		LFM		
7440-61-1	12795	URANIUM	ND	0.0095		0.010	mg/L	95	70-130	NA	0-20		LFM		
7440-66-6	12795	ZINC	0.0068	0.0166		0.010	mg/L	98	70-130	NA	0-20		LFM		
7440-36-0	12995	ANTIMONY	ND	0.0101		0.010	mg/L	101	70-130	NA	0-20		LFM		
7440-38-2	12995	ARSENIC	ND	0.0105		0.010	mg/L	105	70-130	NA	0-20		LFM		
7440-39-3	12995	BARIUM	ND	0.0111		0.010	mg/L	111	70-130	NA	0-20		LFM		
7440-41-7	12995	BERYLLIUM	ND	0.0104		0.010	mg/L	104	70-130	NA	0-20		LFM		
7440-43-9	12995	CADMIUM	ND	0.0109		0.010	mg/L	109	70-130	NA	0-20		LFM		
7440-47-3	12995	CHROMIUM	ND	0.0103		0.010	mg/L	103	70-130	NA	0-20		LFM		
7440-50-8	12995	COPPER	ND	0.0110		0.010	mg/L	110	70-130	NA	0-20		LFM		
7439-92-1	12995	LEAD	ND	0.0112		0.010	mg/L	112	70-130	NA	0-20		LFM		
7439-96-5	12995	MANGANESE	ND	0.0105		0.010	mg/L	105	70-130	NA	0-20		LFM		
7440-02-0	12995	NICKEL	ND	0.0107		0.010	mg/L	107	70-130	NA	0-20		LFM		
7782-49-2	12995	SELENIUM	ND	0.0106		0.010	mg/L	106	70-130	NA	0-20		LFM		
7440-22-4	12995	SILVER	ND	0.0108		0.010	mg/L	108	70-130	NA	0-20		LFM		
7440-28-0	12995	THALLIUM	ND	0.0110		0.010	mg/L	110	70-130	NA	0-20		LFM		
7440-61-1	12995	URANIUM	ND	0.0112		0.010	mg/L	112	70-130	NA	0-20		LFM		
7440-66-6	12995	ZINC	ND	0.0116		0.010	mg/L	116	70-130	NA	0-20		LFM		

%RPD = Relative Percent Difference

NA = Indicates %RPD could not be calculated

Matrix Spike (MS)/Matrix Spike Duplicate (MSD) analyses are used to determine the accuracy (MS) and precision (MSD) of an analytical method in a given sample matrix. Therefore, the usefulness of this report is limited to samples of similar matrices analyzed in the same analytical batch.

Only Duplicate sample with detections are listed in this report

Limits are intended for water matrices only. These criteria are for guidance only when reported with soils/solids.

FORM: QC Dependent2.rpt

Laboratory Fortified Matrix (MS)

Batch/CAS	Sample	Analyte	Result	Spike Result	Duplicate Spike Result	Conc	Units	Percent Recovery			Limits*	%RPD	Limits*	QC		Comments
								MS	MSD					Qualifier	Type	
7440-36-0	13002	ANTIMONY	ND	0.0097		0.010	mg/L	97			70-130	NA	0-20		LFM	
7440-38-2	13002	ARSENIC	0.0022	0.0125		0.010	mg/L	103			70-130	NA	0-20		LFM	
7440-39-3	13002	BARIUM	0.0142	0.0240		0.010	mg/L	98			70-130	NA	0-20		LFM	
7440-41-7	13002	BERYLLIUM	ND	0.0102		0.010	mg/L	102			70-130	NA	0-20		LFM	
7440-43-9	13002	CADMIUM	ND	0.0100		0.010	mg/L	100			70-130	NA	0-20		LFM	
7440-47-3	13002	CHROMIUM	0.0010	0.0098		0.010	mg/L	88			70-130	NA	0-20		LFM	
7440-50-8	13002	COPPER	0.0088	0.0180		0.010	mg/L	92			70-130	NA	0-20		LFM	
7439-92-1	13002	LEAD	ND	0.0087		0.010	mg/L	87			70-130	NA	0-20		LFM	
7439-96-5	13002	MANGANESE	0.0012	0.0102		0.010	mg/L	90			70-130	NA	0-20		LFM	
7440-02-0	13002	NICKEL	0.0016	0.0102		0.010	mg/L	86			70-130	NA	0-20		LFM	
7782-49-2	13002	SELENIUM	0.0028	0.0127		0.010	mg/L	99			70-130	NA	0-20		LFM	
7440-22-4	13002	SILVER	ND	0.0095		0.010	mg/L	95			70-130	NA	0-20		LFM	
7440-28-0	13002	THALLIUM	ND	0.0082		0.010	mg/L	82			70-130	NA	0-20		LFM	
7440-66-6	13002	ZINC	0.357	0.360		0.010	mg/L	30			70-130	NA	0-20		LFM	
7440-50-8	13004	COPPER	153	255		100	ppb	102			70-130	NA	0-20		LFM	
7439-92-1	13004	LEAD	8.3	111		100	ppb	103			70-130	NA	0-20		LFM	
7440-38-2	13177	ARSENIC	0.0016	0.0116		0.010	mg/L	100			70-130	NA	0-20		LFM	
7439-92-1	13177	LEAD	0.0010	0.0108		0.010	mg/L	98			70-130	NA	0-20		LFM	
7440-50-8	13482	COPPER	0.0225	0.121		0.100	mg/L	99			70-130	NA	0-20		LFM	
7439-92-1	13482	LEAD	ND	0.103		0.100	mg/L	103			70-130	NA	0-20		LFM	
7440-38-2	13503	ARSENIC	0.0014	0.0118		0.010	mg/L	104			70-130	NA	0-20		LFM	
7439-92-1	13503	LEAD	ND	0.0102		0.010	mg/L	102			70-130	NA	0-20		LFM	
7439-96-5	13503	MANGANESE	ND	0.0099		0.010	mg/L	99			70-130	NA	0-20		LFM	
7440-50-8	14459	COPPER	0.0023	0.0964		0.100	mg/L	94			70-130	NA	0-20		LFM	
7439-92-1	14459	LEAD	ND	0.100		0.100	mg/L	100			70-130	NA	0-20		LFM	
7440-50-8	14706	COPPER	0.858	0.959		0.100	mg/L	101			70-130	NA	0-20		LFM	
7439-92-1	14706	LEAD	0.0014	0.0988		0.100	mg/L	97			70-130	NA	0-20		LFM	
7440-50-8	15100	COPPER	0.0095	0.111		0.100	mg/L	102			70-130	NA	0-20		LFM	
7439-92-1	15100	LEAD	ND	0.105		0.100	mg/L	105			70-130	NA	0-20		LFM	
7440-38-2	15241	ARSENIC	ND	0.0102		0.010	mg/L	102			70-130	NA	0-20		LFM	
7440-39-3	15241	BARIUM	0.0060	0.0162		0.010	mg/L	102			70-130	NA	0-20		LFM	
7440-43-9	15241	CADMIUM	ND	0.0101		0.010	mg/L	101			70-130	NA	0-20		LFM	
7440-47-3	15241	CHROMIUM	0.0042	0.0133		0.010	mg/L	91			70-130	NA	0-20		LFM	
7439-92-1	15241	LEAD	ND	0.0100		0.010	mg/L	100			70-130	NA	0-20		LFM	
7782-49-2	15241	SELENIUM	ND	0.0098		0.010	mg/L	98			70-130	NA	0-20		LFM	
7440-22-4	15241	SILVER	ND	0.0099		0.010	mg/L	99			70-130	NA	0-20		LFM	

%RPD = Relative Percent Difference

NA = Indicates %RPD could not be calculated

Matrix Spike (MS)/Matrix Spike Duplicate (MSD) analyses are used to determine the accuracy (MS) and precision (MSD) of an analytical method in a given sample matrix. Therefore, the usefulness of this report is limited to samples of similar matrices analyzed in the same analytical batch.

Only Duplicate sample with detections are listed in this report

Limits are intended for water matrices only. These criteria are for guidance only when reported with soils/solids.

FORM: QC Dependent2.rpt

Laboratory Fortified Matrix (MS)

Batch/CAS	Sample	Analyte	Result	Duplicate		Conc	Units	Percent Recovery			Limits*	%RPD	Limits*	QC Qualifier	Type	Comments
				Spike Result	Spike Result			MS	MSD							
7439-92-1	15258	LEAD	ND	0.0114		0.010	mg/L	114		70-130	NA	0-20		LFM		
200.8_230327HG2																
7439-97-6	13070	MERCURY	ND	0.00048		0.0005	mg/L	96		70-130	NA	0-0		LFM		
7439-97-6	13696	MERCURY	ND	0.00047		0.0005	mg/L	94		70-130	NA	0-0		LFM		
7439-97-6	14366	MERCURY	ND	0.00045		0.0005	mg/L	90		70-130	NA	0-0		LFM		
7439-97-6	14841	MERCURY	ND	0.00042		0.0005	mg/L	84		70-130	NA	0-0		LFM		
7439-97-6	15126	MERCURY	ND	0.00046		0.0005	mg/L	92		70-130	NA	0-0		LFM		
7439-97-6	15241	MERCURY	ND	0.00049		0.0005	mg/L	98		70-130	NA	0-0		LFM		
7439-97-6	15660	MERCURY	ND	0.00044		0.0005	mg/L	88		70-130	NA	0-0		LFM		
7439-97-6	16546	MERCURY	ND	0.00044		0.0005	mg/L	88		70-130	NA	0-0		LFM		
300.1_230314A																
15541-45-4	11947	BROMATE	ND	0.0119		0.010	mg/L	119		75-125	NA	0-20		LFM		
24959-67-9	11947	BROMIDE	0.0808	0.0918		0.010	mg/L	110		75-125	NA	0-20		LFM		
7758-19-2	11947	CHLORITE	ND	0.0082		0.010	mg/L	82		75-125	NA	0-20		LFM		
15541-45-4	12852	BROMATE	ND	0.0118		0.010	mg/L	118		75-125	NA	0-20		LFM		
24959-67-9	12852	BROMIDE	0.0169	0.0257		0.010	mg/L	88		75-125	NA	0-20		LFM		
7758-19-2	12852	CHLORITE	ND	0.0077		0.010	mg/L	77		75-125	NA	0-20		LFM		
504_230322																
106-93-4	10332	1,2 - DIBROMOETHANE (EDB)	ND	0.22		0.25	ug/L	88	NA	65-135	NA	0-20		LFM		
96-18-4	10332	1,2,3 - TRICHLOROPROPANE	ND	0.24		0.25	ug/L	96	NA	65-135	NA	0-20		LFM		
96-12-8	10332	1,2-DIBROMO-3-CHLOROPROPANE (DIND)	ND	0.24		0.25	ug/L	96	NA	65-135	NA	0-20		LFM		
515_230321																
94-75-7	6556	2,4 - D	ND	2.6	2.6	2.5	ug/L	104	104	70-130	0.0	0-20		LFM		
93-72-1	6556	2,4,5 - TP (SILVEX)	ND	2.5	2.6	2.5	ug/L	100	104	70-130	3.9	0-20		LFM		
75-99-0	6556	DALAPON	ND	2.4	2.5	2.5	ug/L	96	100	70-130	4.1	0-20		LFM		
1918-00-9	6556	DICAMBA	ND	2.5	2.6	2.5	ug/L	100	104	70-130	3.9	0-20		LFM		
88-85-7	6556	DINOSEB	ND	2.6	2.6	2.5	ug/L	104	104	70-130	0.0	0-20		LFM		
87-86-5	6556	PENTACHLOROPHENOL	ND	2.6	2.6	2.5	ug/L	104	104	70-130	0.0	0-20		LFM		
1918-02-1	6556	PICLORAM	ND	2.5	2.6	2.5	ug/L	100	104	70-130	3.9	0-20		LFM		
525_230317																
15972-60-8	6556	ALACHLOR	ND	2.21		2	ug/L	111	NA	70-130	NA	0-20		LFM		
309-00-2	6556	ALDRIN	ND	0.87		1	ug/L	87	NA	70-130	NA	0-20		LFM		
1912-24-9	6556	ATRAZINE	ND	2.07		2	ug/L	104	NA	70-130	NA	0-20		LFM		
23184-66-9	6556	BUTACHLOR	ND	0.97		1	ug/L	97	NA	70-130	NA	0-20		LFM		
103-23-1	6556	DI(2-ETHYLHEXYL)-ADIPATE	ND	0.98		1	ug/L	98	NA	70-130	NA	0-20		LFM		

%RPD = Relative Percent Difference

NA = Indicates %RPD could not be calculated

Matrix Spike (MS)/Matrix Spike Duplicate (MSD) analyses are used to determine the accuracy (MS) and precision (MSD) of an analytical method in a given sample matrix. Therefore, the usefulness of this report is limited to samples of similar matrices analyzed in the same analytical batch.

Only Duplicate sample with detections are listed in this report

Limits are intended for water matrices only. These criteria are for guidance only when reported with soils/solids.

FORM: QC Dependent2.rpt

Laboratory Fortified Matrix (MS)

Batch/CAS	Sample	Analyte	Result	Duplicate		Conc	Units	Percent Recovery			%RPD	Limits*	QC		Comments
				Spike Result	Spike Result			MS	MSD	Qualifier			Type		
117-81-7	6556	DI(2-ETHYLHEXYL)-PHTHALATE	ND	1.02		1	ug/L	102	NA	70-130	NA	0-20		LFM	
60-57-1	6556	DIELDRIN	ND	0.90		1	ug/L	90	NA	70-130	NA	0-20		LFM	
1024-57-3	6556	HEPTACHLOR EPOXIDE "B"	ND	0.87		1	ug/L	87	NA	70-130	NA	0-20		LFM	
51218-45-2	6556	METOLACHLOR	ND	1.02		1	ug/L	102	NA	70-130	NA	0-20		LFM	
21087-64-9	6556	METRIBUZIN	ND	0.61		1	ug/L	61	NA	70-130	NA	0-20	LR	LFM	
1918-16-7	6556	PROPACHLOR	ND	1.00		1	ug/L	100	NA	70-130	NA	0-20		LFM	
122-34-9	6556	SIMAZINE	ND	0.92		1	ug/L	92	NA	70-130	NA	0-20		LFM	
531_230405															
16655-82-6	13424	3-HYDROXYCARBOFURAN	ND	19.4	19.4	20	ug/L	97	97	70-130	0.0	0-20		LFM	
116-06-3	13424	ALDICARB	ND	18.8	19.1	20	ug/L	94	96	70-130	1.6	0-20		LFM	
1646-88-4	13424	ALDICARB SULFONE	ND	19.5	19.9	20	ug/L	98	100	70-130	2.0	0-20		LFM	
1646-87-3	13424	ALDICARB SULFOXIDE	ND	19.5	19.9	20	ug/L	98	100	70-130	2.0	0-20		LFM	
63-25-2	13424	CARBARYL	ND	19.6	20.0	20	ug/L	98	100	70-130	2.0	0-20		LFM	
1563-66-2	13424	CARBOFURAN	ND	19.1	19.5	20	ug/L	96	98	70-130	2.1	0-20		LFM	
16752-77-5	13424	METHOMYL	ND	19.3	19.7	20	ug/L	97	99	70-130	2.1	0-20		LFM	
23135-22-0	13424	OXAMYL (VYDATE)	ND	19.4	19.8	20	ug/L	97	99	70-130	2.0	0-20		LFM	
547_230331B															
1071-83-6	12400	GLYPHOSATE	ND	20.0		20	ug/L	100	NA	70-130	NA	0-20		LFM	
1071-83-6	13424	GLYPHOSATE	ND	39.2		40	ug/L	98	NA	70-130	NA	0-20		LFM	
548_230320															
145-73-3	13691	ENDOTHALL	ND	4.0		5	ug/L	80	NA	50-150	NA	0-20		LFM	
549_230314															
85-00-7	10656	DIQUAT	ND	16.3		20	ug/L	82	NA	70-130	NA	0-20		LFM	
85-00-7	11035	DIQUAT	ND	18.1		20	ug/L	91	NA	70-130	NA	0-20		LFM	
552_230320															
631-64-1	12852	DIBROMOACETIC ACID	ND	11.5		12.5	ug/L	92	NA	70-130	NA	0-20		LFM	
79-43-6	12852	DICHLOROACETIC ACID	ND	11.3		12.5	ug/L	90	NA	70-130	NA	0-20		LFM	
79-08-3	12852	MONOBROMOACETIC ACID	ND	11.0		12.5	ug/L	88	NA	70-130	NA	0-20		LFM	
79-11-8	12852	MONOCHLOROACETIC ACID	ND	14.3		12.5	ug/L	114	NA	70-130	NA	0-20		LFM	
76-03-9	12852	TRICHLOROACETIC ACID	ND	12.0		12.5	ug/L	96	NA	70-130	NA	0-20		LFM	
CL_230313A															
7782-50-5	12852	FREE CHLORINE RESIDUAL	ND	0.56	0.56	0.56	mg/L	100	100	80-120	0.0	0-20		LFM	
IC06_230313A															
16887-00-6	12852	CHLORIDE	5.5	6.4		1	mg/L	90		90-110	NA	0-20		LFM	
16984-48-8	12852	FLUORIDE	ND	1.02		1	mg/L	102		90-110	NA	0-20		LFM	

%RPD = Relative Percent Difference

NA = Indicates %RPD could not be calculated

Matrix Spike (MS)/Matrix Spike Duplicate (MSD) analyses are used to determine the accuracy (MS) and precision (MSD) of an analytical method in a given sample matrix. Therefore, the usefulness of this report is limited to samples of similar matrices analyzed in the same analytical batch.

Only Duplicate sample with detections are listed in this report

Limits are intended for water matrices only. These criteria are for guidance only when reported with soils/solids.

Laboratory Fortified Matrix (MS)

Batch/CAS	Sample	Analyte	Result	Spike Result	Duplicate Spike Result	Conc	Units	Percent Recovery			%RPD	Limits*	QC		Comments
								MS	MSD	Limits*			Qualifier	Type	
14797-55-8	12852	NITRATE-N	2.10	3.06		1	mg/L	96		90-110	NA	0-20		LFM	
14797-65-0	12852	NITRITE-N	ND	0.96		1	mg/L	96		90-110	NA	0-20		LFM	
14808-79-8	12852	SULFATE	4.6	6.5		2	mg/L	95		90-110	NA	0-20		LFM	
E-10128	12852	TOTAL NITRATE+NITRITE as N	2.10	4.04		2	mg/L	97		90-110	NA	0-20		LFM	
16887-00-6	13736	CHLORIDE	0.9	1.9		1	mg/L	100		90-110	NA	0-20		LFM	
16887-00-6	13815	CHLORIDE	32.0	32.4		1	mg/L	40		90-110	NA	0-20	IS	LFM	
16984-48-8	13815	FLUORIDE	0.20	1.19		1	mg/L	99		90-110	NA	0-20		LFM	
14797-55-8	13815	NITRATE-N	0.88	1.85		1	mg/L	97		90-110	NA	0-20		LFM	
16887-00-6	14011	CHLORIDE	16.5	17.2		1	mg/L	70		90-110	NA	0-20	IS	LFM	
14797-55-8	14011	NITRATE-N	ND	0.98		1	mg/L	98		90-110	NA	0-20		LFM	

%RPD = Relative Percent Difference

NA = Indicates %RPD could not be calculated

Matrix Spike (MS)/Matrix Spike Duplicate (MSD) analyses are used to determine the accuracy (MS) and precision (MSD) of an analytical method in a given sample matrix. Therefore, the usefulness of this report is limited to samples of similar matrices analyzed in the same analytical batch.

Only Duplicate sample with detections are listed in this report

Limits are intended for water matrices only. These criteria are for guidance only when reported with soils/solids.

FORM: QC Dependent2.rpt



QUALITY CONTROL REPORT SURROGATE REPORT

Reference Number: 23-06450
Report Date: 05/05/23

Lab No	Analyte	Result	Qualifier	Units	Method	Limit
PACEFL_230421 12853	d8-TOLUENE (SURR)	100		%	524.2	Analyzed by Pace-FL

*Notation:

A surrogate is a pure compound added to a sample in the laboratory just before processing so that the overall efficiency of a meA surrogate is a pure compound added to a sample in the lab. The Acceptance Limits (or Control Limits) approximate a 99% confidence interval around the mean recovery.

Qualifier Definitions

Reference Number: 23-06450

Report Date: 05/05/23

Qualifier	Definition
INH	The sample was non-homogeneous
IS	The ratio of the spike concentration to sample background was too low to meet performance criteria
J	The analyte was positively identified; the associated numerical value is the approximate concentration of the analyte in the sample.
LR	Low recovery can not be accounted for. However, there is adequate sensitivity to detect the compound at the MRL. No sample detections so no further action for this analysis batch.
M1	Matrix spike recovery was high; the associated blank spike recovery was acceptable. Matrix bias indicated.
Q2	Sample received with head space.

Note: Some qualifier definitions found on this page may pertain to results or QC data which are not printed with this report.

CHAIN OF CUSTODY RECORD 23-06450

1226-105-30

INVOICE TO/SEND ORIGINAL REPORT TO:
Compliance Designs
 159 South Stark Highway
 Weare, New Hampshire 03281
 Tel (603) 273-0954
 Fax (603) 695-7318

CLIENT NAME TO APPEAR ON REPORT:
 Refill It Inc/Pathwater
 44137 Fremont Blvd.
 Fremont CA 94539

LAB USED:
 Edge Analytical

ORDER #

TURNAROUND TIME:
 STND/BUT ASAP

PWS #:

PROJECT NAME:

2023 Annual

PROJECT #:

1226

NUMBER OF CONTAINERS

ANALYSIS REQUIRED

SAMPLE NUMBER

DATE & TIME OF SAMPLE COLLECTION

SAMPLE DESCRIPTION AND PRODUCTION CODE

1226-105

Sending 34 bottles TOTAL of 740mL

Purified W/Electrolytes for Taste pH 9.5 FP

50 State Battery With TCP (504), & PFAS*

Produced From: Montebello Municipal

Size: 740mL **If multiple shipments indicate shipment 1 of 2**

LAB, PLEASE INDICATE DATE AND TIME BOTTLES OPENED (SAMPLE DATE & TIME)

Prod Code: EXP:03/01/25 09:19 Line: 7

SAMPLER'S SIGNATURE:

PLEASE PRINT BELOW:
 Sindy Loaz

COMPLIANCE CRITERIA:
 50 State Compliance

RELINQUISHED BY

DATE/TIME

ACCEPTED BY

DATE/TIME

NOTES TO LABORATORY

Sindy Loaz

03/01/23

PLEASE FAX COC UPON RECEIPT
 *PLEASE PUT ON A SEPARATE REPORT

*Received 28
 740 ml bottles*

edEx REC8 3/6/23 1245

*9.8
 JDS*

CHAIN OF CUSTODY RECORD

1226-105-30

INVOICE TO/SEND ORIGINAL REPORT TO:
Compliance Designs
 159 South Stark Highway
 Weare, New Hampshire 03281
 Tel (603) 273-0954
 Fax (603) 695-7318

CLIENT NAME TO APPEAR ON REPORT:
 Refill It Inc/Pathwater
 44137 Fremont Blvd.
 Fremont CA 94539

LAB USED:
 Edge Analytical

ORDER #

TURNAROUND TIME:
 STND/BUT ASAP

PWS #:

PROJECT NAME:

2023 Annual

PROJECT #:

1226

NUMBER OF CONTAINERS

ANALYSIS REQUIRED

SAMPLE NUMBER

DATE & TIME OF SAMPLE COLLECTION

SAMPLE DESCRIPTION AND PRODUCTION CODE

1226-105

Sending 24 bottles of 740 mL

Purified W/Electrolytes for Taste pH 9.5 FP

50 State Battery With TCP (504), & PFAS*

Produced From: Montebello Municipal
 Size: 740mL **If multiple shipments indicate shipment 2 of 2**

LAB, PLEASE INDICATE DATE AND TIME BOTTLES OPENED (SAMPLE DATE & TIME)

Prod Code: EXP:03/01/25 09:19 Line: 7

SAMPLER'S SIGNATURE:

PLEASE PRINT BELOW:
 Sindy Loaz

COMPLIANCE CRITERIA:
 50 State Compliance

RELINQUISHED BY

DATE/TIME

ACCEPTED BY

DATE/TIME

NOTES TO LABORATORY

Sindy L.

*03/01/23
10:57*

*SK
Jin*

PLEASE FAX COC UPON RECEIPT
 *PLEASE PUT ON A SEPARATE REPORT

Received to 740 mL bottles

FedEx REC8 3/6/23 1245

*7ms
10.3
ms*

CHAIN OF CUSTODY RECORD 23-06450

12853

1226-105-30

INVOICE TO/SEND ORIGINAL REPORT TO: Compliance Designs 159 South Stark Highway Weare, New Hampshire 03281 Tel (603) 273-0954 Fax (603) 695-7318	CLIENT NAME TO APPEAR ON REPORT: Refill It Inc/Pathwater 44137 Fremont Blvd. Fremont CA 94539	LAB USED: Edge Analytical	ORDER #
		TURNAROUND TIME: STND/BUT ASAP	PWS #:

PROJECT NAME: 2023 Annual	PROJECT #: 1226	NUMBER OF CONTAINERS	ANALYSIS REQUIRED
-------------------------------------	---------------------------	-----------------------------	--------------------------

SAMPLE NUMBER	DATE & TIME OF SAMPLE COLLECTION	SAMPLE DESCRIPTION AND PRODUCTION CODE	NUMBER OF CONTAINERS	ANALYSIS REQUIRED
---------------	----------------------------------	--	----------------------	-------------------

1226-105	<i>Sending 34 bottles TOTAL of 740ml</i>	Purified W/Electrolytes for Taste pH 9.5 FP		50 State Battery With TCP (504), & PFAS*
		Produced From: Montebello Municipal		
		Size: 740mL If multiple shipments indicate shipment _1_ of _2_		
LAB, PLEASE INDICATE DATE AND TIME BOTTLES OPENED (SAMPLE DATE & TIME)		Prod Code: EXP:03/01/25 09:19 Line: 7		

SAMPLER'S SIGNATURE: 	PLEASE PRINT BELOW: Sindy Loaiz	COMPLIANCE CRITERIA: 50 State Compliance
--	---	--

RELINQUISHED BY	DATE/TIME	ACCEPTED BY	DATE/TIME	NOTES TO LABORATORY
<i>Sindy Loaiz</i>	<i>03/01/23</i>			PLEASE FAX COC UPON RECEIPT *PLEASE PUT ON A SEPARATE REPORT

*Received 28
740 ml bottles*


edEx REC8 3/6/23 1245

*9.8
JDS*

*HA
@10:05
Pc 3.13.23*

CHAIN OF CUSTODY RECORD

1226-105-30

INVOICE TO/SEND ORIGINAL REPORT TO: Compliance Designs 159 South Stark Highway Weare, New Hampshire 03281 Tel (603) 273-0954 Fax (603) 695-7318		CLIENT NAME TO APPEAR ON REPORT: Refill It Inc/Pathwater 44137 Fremont Blvd. Fremont CA 94539		LAB USED: Edge Analytical	ORDER #
PROJECT NAME: 2023 Annual		PROJECT #: 1226		TURNAROUND TIME: STND/BUT ASAP	PWS #:
SAMPLE NUMBER	DATE & TIME OF SAMPLE COLLECTION	SAMPLE DESCRIPTION AND PRODUCTION CODE	NUMBER OF CONTAINERS	ANALYSIS REQUIRED	
1226-105	<i>Sending 24 bottles of 740 mL</i>	Purified W/Electrolytes for Taste pH 9.5 FP Produced From: Montebello Municipal Size: 740mL <i>If multiple shipments indicate shipment 2 of 2</i> Prod Code: EXP:03/01/25 09:19 Line: 7			50 State Battery With TCP (504), & PFAS*
LAB, PLEASE INDICATE DATE AND TIME BOTTLES OPENED (SAMPLE DATE & TIME)					
SAMPLER'S SIGNATURE: 		PLEASE PRINT BELOW: Cindy Loaz		COMPLIANCE CRITERIA: 50 State Compliance	
RELINQUISHED BY	DATE/TIME	ACCEPTED BY	DATE/TIME	NOTES TO LABORATORY	
<i>Sindy L.</i>	<i>03/01/23 10:57</i>	<i>[Signature]</i>		PLEASE FAX COC UPON RECEIPT *PLEASE PUT ON A SEPARATE REPORT	

Received to 740 mL bottles

FedEx REC8 3/6/23 1245

7ms 10.3 ms



EMSL Analytical, Inc.

200 Route 130 North Cinnaminson, NJ 08077
Phone/Fax: (800) 220-3675 / (856) 786-5974
<http://www.EMSL.com> / cinnaslab@EMSL.com

EMSL Order ID: 042306302
Customer ID: EDGA78
Customer PO:
Project ID:

Attn: Subcontract
Edge Analytical, Inc.
1620 South Walnut Street
Burlington, WA 98233
Phone: (360) 757-1400
Fax: (360) 757-1402
Received: 03/15/2023
Analyzed: 03/24/2023
Proj: 23-06450/1226-105

Test Report: Determination of Asbestos Structures >10µm in Drinking Water Performed by the 100.2 Method (EPA 600/R-94/134)

ASBESTOS

Sample ID Client / EMSL	Sample Filtration Date/Time	Original Sample Vol. Filtered (ml)	Effective Filter Area (mm ²)	Area Analyzed (mm ²)	Asbestos Types	Fibers Detected	Analytical Sensitivity	Concentration	Confidence
									Limits
23-12853 042306302-0001	3/16/2023 10:17 AM	50	1333	0.1452	None Detected	ND	0.18	<0.18	0.00 - 0.68

MFL (million fibers per liter)

Collection Date/Time: 03/05/2023 12:00 PM

Bottle supplied by client

Analyst(s)
John Witcraft (1)

Samantha Rundstrom, Laboratory Manager
or Other Approved Signatory

Any questions please contact Samantha Rundstrom-Cruz.

Initial report from: 03/24/2023 22:01:41

EMSL maintains liability limited to cost of analysis. Interpretation and use of test results are the responsibility of the client. This report relates only to the samples reported above, and may not be reproduced, except in full, without written approval by EMSL. EMSL bears no responsibility for sample collection activities or analytical method limitations. The report reflects the samples as received. Results are generated from the field sampling data (sampling volumes and areas, locations, etc.) provided by the client on the Chain of Custody. Samples are within quality control criteria and met method specifications unless otherwise noted. Estimation of uncertainty is available on request. Sample collection performed by the client. Pre-cleaned sample containers are available for purchase from EMSL. Note if sample containers are provided by the client, acceptable bottle blank level is defined as ≤0.01MFL for ≥=10µm fibers. ND=None Detected. No Fibers Detected: the value will be reported as less than 369% of the concentration equivalent to one fiber. 1 to 4 fibers: The result will be reported as less than the corresponding upper 95% confidence limit (Poisson), 5 to 30 fibers: Mean and 95% confidence intervals will be reported on the basis of the Poisson assumption. When more than 30 fibers are counted, both the Gaussian 95% confidence interval and the Poisson 95% confidence interval will be calculated. The large of these two intervals will be selected for data reporting. When the Gaussian 95% confidence interval is selected for data reporting, the Poisson will also be noted.



Samples analyzed by EMSL Analytical, Inc. Cinnaminson, NJ NELAC NYS ELAP 10872, NJ DEP 03036, FL DOH E87975, PA ID# 68-00367

 **ANALYTICAL REPORT****PREPARED FOR**

Attn: Kylee Siilanta
Edge Analytical, Inc
1620 S Walnut Street
Burlington, Washington 98233-3231

Generated 3/21/2023 8:47:50 PM

JOB DESCRIPTION

23-06450

JOB NUMBER

810-56576-1

Eurofins Eaton Analytical South Bend

Job Notes

The test results in this report relate only to the samples as received by the laboratory and will meet all requirements of the methodology, with any exceptions noted. This report shall not be reproduced except in full, without the express written approval of the laboratory. All questions should be directed to the Eurofins Eaton Analytical, LLC Project Manager.

Compliance Statement

1. Laboratory is accredited in accordance with TNI 2016 Standards and ISO/IEC 17025:2017.
2. Laboratory certifies that the test results meet all TNI 2016 and ISO/IEC 17025:2017 requirements unless noted under the individual analysis
3. Test results relate only to the sample(s) tested.
4. This report shall not be reproduced except in full, without the written approval of the laboratory.
5. Unless otherwise noted, all analytes for this laboratory were covered under each accreditation/certification below. (DW,Water matrices)

Authorization



Generated
3/21/2023 8:47:50 PM

Authorized for release by
Caleb Hunsberger, Project Manager
Anthony.Hunsberger@et.eurofinsus.com
(574)233-4777



Table of Contents

Cover Page	1
Table of Contents	3
Definitions/Glossary	4
Case Narrative	5
Detection Summary	6
Client Sample Results	7
QC Sample Results	8
QC Association Summary	10
Lab Chronicle	11
Certification Summary	12
Method Summary	13
Sample Summary	14
Chain of Custody	15
Receipt Checklists	16

Definitions/Glossary

Client: Edge Analytical, Inc
Project/Site: 23-06450

Job ID: 810-56576-1

Qualifiers

LCMS

Qualifier	Qualifier Description
J	Result is less than the RL but greater than or equal to the MDL and the concentration is an approximate value.

Rad

Qualifier	Qualifier Description
U	Result is less than the sample detection limit.

Glossary

Abbreviation	These commonly used abbreviations may or may not be present in this report.
▫	Listed under the "D" column to designate that the result is reported on a dry weight basis
%R	Percent Recovery
CFL	Contains Free Liquid
CFU	Colony Forming Unit
CNF	Contains No Free Liquid
DER	Duplicate Error Ratio (normalized absolute difference)
Dil Fac	Dilution Factor
DL	Detection Limit (DoD/DOE)
DL, RA, RE, IN	Indicates a Dilution, Re-analysis, Re-extraction, or additional Initial metals/anion analysis of the sample
DLC	Decision Level Concentration (Radiochemistry)
EDL	Estimated Detection Limit (Dioxin)
LOD	Limit of Detection (DoD/DOE)
LOQ	Limit of Quantitation (DoD/DOE)
MCL	EPA recommended "Maximum Contaminant Level"
MDA	Minimum Detectable Activity (Radiochemistry)
MDC	Minimum Detectable Concentration (Radiochemistry)
MDL	Method Detection Limit
ML	Minimum Level (Dioxin)
MPN	Most Probable Number
MQL	Method Quantitation Limit
NC	Not Calculated
ND	Not Detected at the reporting limit (or MDL or EDL if shown)
NEG	Negative / Absent
POS	Positive / Present
PQL	Practical Quantitation Limit
PRES	Presumptive
QC	Quality Control
RER	Relative Error Ratio (Radiochemistry)
RL	Reporting Limit or Requested Limit (Radiochemistry)
RPD	Relative Percent Difference, a measure of the relative difference between two points
TEF	Toxicity Equivalent Factor (Dioxin)
TEQ	Toxicity Equivalent Quotient (Dioxin)
TNTC	Too Numerous To Count

Case Narrative

Client: Edge Analytical, Inc
Project/Site: 23-06450

Job ID: 810-56576-1

Job ID: 810-56576-1

Laboratory: Eurofins Eaton Analytical South Bend

Narrative

Job Narrative
810-56576-1

Receipt

The sample was received on 3/13/2023 10:00 AM. Unless otherwise noted below, the sample arrived in good condition, and, where required, properly preserved and on ice.

LCMS

No additional analytical or quality issues were noted, other than those described above or in the Definitions/ Glossary page.

Rad

No additional analytical or quality issues were noted, other than those described above or in the Definitions/ Glossary page.



Detection Summary

Client: Edge Analytical, Inc
Project/Site: 23-06450

Job ID: 810-56576-1

Client Sample ID: 23_12853

Lab Sample ID: 810-56576-1

No Detections.

- 1
- 2
- 3
- 4
- 5
- 6
- 7
- 8
- 9
- 10
- 11
- 12
- 13
- 14

This Detection Summary does not include radiochemical test results.

Eurofins Eaton Analytical South Bend

Client Sample Results

Client: Edge Analytical, Inc
Project/Site: 23-06450

Job ID: 810-56576-1

Client Sample ID: 23_12853

Lab Sample ID: 810-56576-1

Date Collected: 03/05/23 12:00

Matrix: Bottled Water

Date Received: 03/13/23 10:00

Method: EPA 331.0 - Perchlorate (LC/MS/MS)

Analyte	Result	Qualifier	RL	Unit	D	Prepared	Analyzed	Dil Fac
Perchlorate	<0.050		0.050	ug/L			03/20/23 03:55	1

Method: SM7500_Rn_B - Radon

Analyte	Result	Qualifier	Count Uncert. (2σ+/-)	Total Uncert. (2σ+/-)	RL	MDA	Unit	Prepared	Analyzed	Dil Fac
Radon 222	-5.50	U	8.40		12.0	8.40	pCi/L	03/16/23 10:18	03/17/23 06:23	1

- 1
- 2
- 3
- 4
- 5
- 6
- 7
- 8
- 9
- 10
- 11
- 12
- 13
- 14

QC Sample Results

Client: Edge Analytical, Inc
Project/Site: 23-06450

Job ID: 810-56576-1

Method: 331.0 - Perchlorate (LC/MS/MS)

Lab Sample ID: MBL 810-52092/14
Matrix: Bottled Water
Analysis Batch: 52092

Client Sample ID: Method Blank
Prep Type: Total/NA

Analyte	MBL Result	MBL Qualifier	RL	Unit	D	Prepared	Analyzed	Dil Fac
Perchlorate	<0.012		0.050	ug/L			03/20/23 01:04	1

Lab Sample ID: LLCS 810-52092/15
Matrix: Bottled Water
Analysis Batch: 52092

Client Sample ID: Lab Control Sample
Prep Type: Total/NA

Analyte	Spike Added	LLCS Result	LLCS Qualifier	Unit	D	%Rec	%Rec Limits
Perchlorate	0.0500	0.0472	J	ug/L		94	50 - 150

Lab Sample ID: 810-56777-B-1 LMS
Matrix: Bottled Water
Analysis Batch: 52092

Client Sample ID: Matrix Spike
Prep Type: Total/NA

Analyte	Sample Result	Sample Qualifier	Spike Added	LMS Result	LMS Qualifier	Unit	D	%Rec	%Rec Limits
Perchlorate	0.057		0.0500	0.111		ug/L		109	50 - 150

Lab Sample ID: 810-56777-B-1 LMSD
Matrix: Bottled Water
Analysis Batch: 52092

Client Sample ID: Matrix Spike Duplicate
Prep Type: Total/NA

Analyte	Sample Result	Sample Qualifier	Spike Added	LMSD Result	LMSD Qualifier	Unit	D	%Rec	%Rec Limits	RPD	RPD Limit
Perchlorate	0.057		0.0500	0.105		ug/L		97	50 - 150	5	50

Method: SM7500_Rn_B - Radon

Lab Sample ID: MB 810-52211/1-A
Matrix: Bottled Water
Analysis Batch: 52224

Client Sample ID: Method Blank
Prep Type: Total/NA
Prep Batch: 52211

Analyte	MB Result	MB Qualifier	Count Uncert. (2σ+/-)	Total Uncert. (2σ+/-)	RL	MDA	Unit	Prepared	Analyzed	Dil Fac
Radon 222	-3.780	U	7.79		12.0	7.40	pCi/L	03/16/23 10:18	03/16/23 16:28	1

Lab Sample ID: MB 810-52211/28-A
Matrix: Bottled Water
Analysis Batch: 52224

Client Sample ID: Method Blank
Prep Type: Total/NA
Prep Batch: 52211

Analyte	MB Result	MB Qualifier	Count Uncert. (2σ+/-)	Total Uncert. (2σ+/-)	RL	MDA	Unit	Prepared	Analyzed	Dil Fac
Radon 222	-4.840	U	9.99		12.0	9.49	pCi/L	03/16/23 10:18	03/18/23 01:21	1

Lab Sample ID: LCS 810-52211/27-A
Matrix: Bottled Water
Analysis Batch: 52224

Client Sample ID: Lab Control Sample
Prep Type: Total/NA
Prep Batch: 52211

Analyte	Spike Added	LCS Result	LCS Qual	Total Uncert. (2σ+/-)	RL	MDA	Unit	%Rec	%Rec Limits
Radon 222	10800	11000			12.0	7.10	pCi/L	102	90 - 110

Eurofins Eaton Analytical South Bend

QC Sample Results

Client: Edge Analytical, Inc
Project/Site: 23-06450

Job ID: 810-56576-1

Method: SM7500_Rn_B - Radon (Continued)

Lab Sample ID: LCS 810-52211/2-A
Matrix: Bottled Water
Analysis Batch: 52224

Client Sample ID: Lab Control Sample
Prep Type: Total/NA
Prep Batch: 52211

Analyte	Spike Added	LCS Result	LCS Qual	Total Uncert. (2σ+/-)	RL	MDA	Unit	%Rec	%Rec Limits	
Radon 222	10800	10510			12.0	7.10	pCi/L	97	90 - 110	

Lab Sample ID: SFB 810-52211/15-A
Matrix: Bottled Water
Analysis Batch: 52224

Client Sample ID: Second Source Fortified Blank
Prep Type: Total/NA
Prep Batch: 52211

Analyte	Spike Added	SFB Result	SFB Qual	Total Uncert. (2σ+/-)	RL	MDA	Unit	%Rec	%Rec Limits	
Radon 222	8680	9290			12.0	7.10	pCi/L	107	90 - 110	

Lab Sample ID: SFB 810-52211/26-A
Matrix: Bottled Water
Analysis Batch: 52224

Client Sample ID: Second Source Fortified Blank
Prep Type: Total/NA
Prep Batch: 52211

Analyte	Spike Added	SFB Result	SFB Qual	Total Uncert. (2σ+/-)	RL	MDA	Unit	%Rec	%Rec Limits	
Radon 222	8680	9154			12.0	7.10	pCi/L	105	90 - 110	

Lab Sample ID: SFB 810-52211/3-A
Matrix: Bottled Water
Analysis Batch: 52224

Client Sample ID: Second Source Fortified Blank
Prep Type: Total/NA
Prep Batch: 52211

Analyte	Spike Added	SFB Result	SFB Qual	Total Uncert. (2σ+/-)	RL	MDA	Unit	%Rec	%Rec Limits	
Radon 222	8680	9125			12.0	7.10	pCi/L	105	90 - 110	

Lab Sample ID: 810-56579-C-1-A DU
Matrix: Bottled Water
Analysis Batch: 52224

Client Sample ID: Duplicate
Prep Type: Total/NA
Prep Batch: 52211

Analyte	Sample Result	Sample Qual	DU Result	DU Qual	Total Uncert. (2σ+/-)	RL	MDA	Unit	RPD	RPD Limit
Radon 222	1.90	U	-2.000	U		12.0	9.00	pCi/L	7800	

QC Association Summary

Client: Edge Analytical, Inc
Project/Site: 23-06450

Job ID: 810-56576-1

LCMS

Analysis Batch: 52092

Lab Sample ID	Client Sample ID	Prep Type	Matrix	Method	Prep Batch
810-56576-1	23_12853	Total/NA	Bottled Water	331.0	
MBL 810-52092/14	Method Blank	Total/NA	Bottled Water	331.0	
LLCS 810-52092/15	Lab Control Sample	Total/NA	Bottled Water	331.0	
810-56777-B-1 LMS	Matrix Spike	Total/NA	Bottled Water	331.0	
810-56777-B-1 LMSD	Matrix Spike Duplicate	Total/NA	Bottled Water	331.0	

Rad

Prep Batch: 52211

Lab Sample ID	Client Sample ID	Prep Type	Matrix	Method	Prep Batch
810-56576-1	23_12853	Total/NA	Bottled Water	RAD Prep	
MB 810-52211/1-A	Method Blank	Total/NA	Bottled Water	RAD Prep	
MB 810-52211/28-A	Method Blank	Total/NA	Bottled Water	RAD Prep	
LCS 810-52211/27-A	Lab Control Sample	Total/NA	Bottled Water	RAD Prep	
LCS 810-52211/2-A	Lab Control Sample	Total/NA	Bottled Water	RAD Prep	
SFB 810-52211/15-A	Second Source Fortified Blank	Total/NA	Bottled Water	RAD Prep	
SFB 810-52211/26-A	Second Source Fortified Blank	Total/NA	Bottled Water	RAD Prep	
SFB 810-52211/3-A	Second Source Fortified Blank	Total/NA	Bottled Water	RAD Prep	
810-56579-C-1-A DU	Duplicate	Total/NA	Bottled Water	RAD Prep	

Lab Chronicle

Client: Edge Analytical, Inc
Project/Site: 23-06450

Job ID: 810-56576-1

Client Sample ID: 23_12853

Lab Sample ID: 810-56576-1

Date Collected: 03/05/23 12:00

Matrix: Bottled Water

Date Received: 03/13/23 10:00

Prep Type	Batch Type	Batch Method	Run	Dilution Factor	Batch Number	Analyst	Lab	Prepared or Analyzed
Total/NA	Analysis	331.0		1	52092	JW	EA SB	03/20/23 03:55
Total/NA	Prep	RAD Prep			52211	SM	EA SB	03/16/23 10:18
Total/NA	Analysis	SM7500_Rn_B		1	52224	SM	EA SB	03/17/23 06:23 - 03/17/23 06:23 ¹

¹ Completion dates and times are reported or not reported per method requirements or individual lab discretion.

Laboratory References:

EA SB = Eurofins Eaton Analytical South Bend, 110 S Hill Street, South Bend, IN 46617, TEL (574)233-4777



Accreditation/Certification Summary

Client: Edge Analytical, Inc
Project/Site: 23-06450

Job ID: 810-56576-1

Laboratory: Eurofins Eaton Analytical South Bend

The accreditations/certifications listed below are applicable to this report.

Authority	Program	Identification Number	Expiration Date
Oregon	NELAP	4156	09-16-23
Washington	State	C837	01-01-24

- 1
- 2
- 3
- 4
- 5
- 6
- 7
- 8
- 9
- 10
- 11
- 12
- 13
- 14

Method Summary

Client: Edge Analytical, Inc
Project/Site: 23-06450

Job ID: 810-56576-1

Method	Method Description	Protocol	Laboratory
331.0	Perchlorate (LC/MS/MS)	EPA	EA SB
SM7500_Rn_B	Radon	SM	EA SB
RAD Prep	Preparation, Radiologicals	None	EA SB

Protocol References:

EPA = US Environmental Protection Agency

None = None

SM = "Standard Methods For The Examination Of Water And Wastewater"

Laboratory References:

EA SB = Eurofins Eaton Analytical South Bend, 110 S Hill Street, South Bend, IN 46617, TEL (574)233-4777



Sample Summary

Client: Edge Analytical, Inc
Project/Site: 23-06450

Job ID: 810-56576-1

Lab Sample ID	Client Sample ID	Matrix	Collected	Received
810-56576-1	23_12853	Bottled Water	03/05/23 12:00	03/13/23 10:00

- 1
- 2
- 3
- 4
- 5
- 6
- 7
- 8
- 9
- 10
- 11
- 12
- 13
- 14



810-56576 Chain of Custody

Burlington, WA	Corporate Laboratory (#)	1820 S Walnut St	Burlington, WA 98233	800.755.9295 • 360.757.1400
Bellingham, WA	Microbiology(b)	805 Orchard Dr Ste 4	Bellingham, WA 98225	360.715.1212
Portland, OR	MicrobiologyChem (d)	950 SW Pioneer Ct Ste W	Wilsonville, OR 97170	503.882.7802
Corvallis, OR	MicrobiologyChem (d)	540 SW Third Street	Corvallis, OR 97333	541.753.4946
Bend, OR	MicrobiologyChem (e)	2032 Empire Ave, Ste. F4	Bend, OR 97703	541.638.8425

Subcontract Work Order

Laboratory Name: Eurofins Eaton - South Bend
 110 South Hill Street
 South Bend, IN 46617
 Project: 1226-105 - 50 State Product

Date: 3/8/2023
 Reference Number: 23-06450
 Date Due: 4/3/2023

Sample ID: 23_12853	Sample Origin: CA	Matrix: Bottled Drinking	Date Sampled: 3/5/2023	12:00
Analyte Name	Units	PQL		
<i>Analytical Method:</i> 331.0	<i>Prep Method:</i>			
PERCHLORATE	mg/L	0.00005		
<i>Analytical Method:</i> SM7500-Rn B	<i>Prep Method:</i>			
RADON	pCi/L			

PRODUCT

Finished product to be poured off upon receipt

Ambient -IL

Bottle opened by ppw on 03/11/23 @ 0730

Please send results to: subcontract@edgeanalytical.com

Rel CJK 3/8/23 9:40

Date Time

Penny Pehlign Wright

Received By

03/13/23 1000

Date Time



Login Sample Receipt Checklist

Client: Edge Analytical, Inc

Job Number: 810-56576-1

Login Number: 56576

List Source: Eurofins Eaton Analytical South Bend

List Number: 1

Creator: Pehling-Wright, Penny

Question	Answer	Comment
The cooler's custody seal, if present, is intact.	True	
Sample custody seals, if present, are intact.	True	
Samples were received on ice.	False	Thermal preservation not required.
Cooler Temperature is acceptable.	True	
Cooler Temperature is recorded.	True	
COC is present.	True	
COC is filled out in ink and legible.	True	
COC is filled out with all pertinent information.	True	
There are no discrepancies between the containers received and the COC.	True	
Samples are received within Holding Time (excluding tests with immediate HTs)	True	
Sample containers have legible labels.	True	
Containers are not broken or leaking.	True	
Sample collection date/times are provided.	True	
There is sufficient vol. for all requested analyses, incl. any requested MS/MSDs	True	
Containers requiring zero headspace have no headspace or bubble is <6mm (1/4").	True	
Samples do not require splitting or compositing.	True	
Container provided by EEA	False	Samples were provided by the client in sealed finished product containers.



789 N. Dixboro Rd. Ann Arbor, MI 48105, USA
1-800.NSF.MARK | +1-734.769.8010 | www.nsf.org

TEST REPORT

Send To: C0066403

Ms. Fran McAdow
Edge Analytical, Inc.
1620 South Walnut Street
Burlington, WA 98233

Facility: C0066404

Edge Analytical, Inc.
1620 South Walnut Street
Burlington WA 98233
United States

Result **COMPLETE**

Final Report Date 31-MAR-2023

Customer Name Edge Analytical, Inc.
Tested To USFDA CFR Title 21 Part 165.110
Description Subcontract Testing
Test Type Test Only
Job Number J-00462221
Project Number W0834067
Project Manager DeMarrio Boles

Thank you for having your product tested by NSF.

Please contact your Project Manager if you have any questions or concerns pertaining to this report.

Report Authorization *Nancy F. Cole*
Nancy Cole - Director, Analysis Laboratories

Date 31-MAR-2023



General Information

Standard: USFDA CFR Title 21 Part 165.110
Date and Time Sampled: Multiple
Product Description: Subcontract Testing

Sample Id: **S-0001995507**
Description: Ref # 23-06453 | Sample ID 23_12856
Sampled Date: 03/16/2023
Received Date: 03/15/2023

Testing Parameter	Reporting Limit	Result	FDA SOQ	Units	P / F
Inorganic Chemicals					
MBAS, calc. as LAS Mol.Wt. 320	0.2	ND		mg/L	
Phenolics	0.001	ND	0.001	mg/L	Pass

Sample Id: **S-0001995508**
Description: Ref # 23-06450 | Sample ID 23_12853
Sampled Date: 03/16/2023
Received Date: 03/15/2023

Testing Parameter	Reporting Limit	Result	FDA SOQ	Units	P / F
Inorganic Chemicals					
MBAS, calc. as LAS Mol.Wt. 320	0.2	ND		mg/L	
Phenolics	0.001	ND	0.001	mg/L	Pass

Sample Id: **S-0001995509**
Description: Ref # 23-06451 | Sample ID 23_12854
Sampled Date: 03/16/2023
Received Date: 03/15/2023

Testing Parameter	Reporting Limit	Result	FDA SOQ	Units	P / F
Inorganic Chemicals					
MBAS, calc. as LAS Mol.Wt. 320	0.2	ND		mg/L	
Phenolics	0.001	ND	0.001	mg/L	Pass

Sample Id: **S-0001995510**
Description: Ref # 23-06452 | Sample ID 23_12855
Sampled Date: 03/16/2023
Received Date: 03/15/2023

Testing Parameter	Reporting Limit	Result	FDA SOQ	Units	P / F
Inorganic Chemicals					
MBAS, calc. as LAS Mol.Wt. 320	0.2	ND		mg/L	
Phenolics	0.001	ND	0.001	mg/L	Pass



<<Additional Information>>

Sample Id: S-0001995507

Test Parameter	Date Analyzed	Time Analyzed	Date Prepared/ Processed
Inorganic Chemicals			
Surfactants, Methylene Blue Active Substances (Ref: SM 5540-C)	16-MAR-2023	12:31	
* Phenolics, Total Recoverable (Based on EPA 420.4)	24-MAR-2023		



<<Additional Information>>

Sample Id: S-0001995508

Test Parameter	Date Analyzed	Time Analyzed	Date Prepared/ Processed
Inorganic Chemicals			
Surfactants, Methylene Blue Active Substances (Ref: SM 5540-C)	16-MAR-2023	12:31	
* Phenolics, Total Recoverable (Based on EPA 420.4)	24-MAR-2023		



<<Additional Information>>

Sample Id: S-0001995509

Test Parameter	Date Analyzed	Time Analyzed	Date Prepared/ Processed
Inorganic Chemicals			
Surfactants, Methylene Blue Active Substances (Ref: SM 5540-C)	16-MAR-2023	12:31	
* Phenolics, Total Recoverable (Based on EPA 420.4)	24-MAR-2023		



<<Additional Information>>

Sample Id: S-0001995510

Test Parameter	Date Analyzed	Time Analyzed	Date Prepared/ Processed
Inorganic Chemicals			
Surfactants, Methylene Blue Active Substances (Ref: SM 5540-C)	16-MAR-2023	12:31	
* Phenolics, Total Recoverable (Based on EPA 420.4)	24-MAR-2023		



Testing Laboratories:

Flag	Id	Address
All work performed at: (Unless otherwise specified)	NSF_AA	NSF 789 N. Dixboro Road Ann Arbor MI 48105

References to Testing Procedures:

NSF Reference	Parameter / Test Description
C3021	* Phenolics, Total Recoverable (Based on EPA 420.4)
C3155	Surfactants, Methylene Blue Active Substances (Ref: SM 5540-C)

Laboratory Certifications:

Arizona (# AZ0655)	California (# 03214 CA)	Connecticut (# PH-0625)
Florida (# E-87752 FL)	Hawaii	Indiana
Maryland (# 201)	Michigan (# 0048)	North Carolina (# 26701)
New Jersey (# MI770)	Nevada (# MI000302010A)	New York (# 11206)
Pennsylvania (# 68-00312)	South Carolina (# 81005)	Virginia (# 00045)
Vermont (# VT 11206)		

Test descriptions preceded by an asterisk "*" indicate that testing has been performed per NSF requirements but is not within its 17025 scope of accreditation.

Unless otherwise indicated, method uncertainties are not applied in any determinations of conformity. Testing utilizes the requested sections of any referenced standards, which may not be the entire standard.

Dates of Laboratory Activity: 16-MAR-2023 to 31-MAR-2023

The reported result for Total Recoverable Phenolics, Potassium, Molybdenum, Silica, Total Phosphorus, Radon, Sr-89/90, Bicarbonate, Bromochloroacetic Acid, Total Haloacetic acid, Bentazon, DCPA Acid Metabolites, EPTC, Dimethylphthalate, 2,6-Dinitrotoluene, 2,4-Dinitrotoluene, Molinate, Diethylphthalate, Terbacil, Di-n-butylphthalate, p,p'-DDE (4,4'-DDE), Butylbenzylphthalate, Trichlorotrifluoroethane, Methyl Ethyl Ketone, 1,2,3-Trimethylbenzene, Epichlorohydrin, or 1,4-Dioxane if performed, cannot be used for compliance purposes within the State of Arizona. Certifications are not offered for these compounds in a drinking water matrix.

The reported results for Total Recoverable Phenolics, pH, Bicarbonate and Temperature, if performed, are not covered by New York State drinking water certifications. NSF is not certified for Chlorine Dioxide, Chloramines, Total Residual Chlorine, Bromochloroacetic Acid, Total Haloacetic acid, Bentazon, DCPA Acid Metabolites, EPTC, Dimethylphthalate, 2,6-Dinitrotoluene, 2,4-Dinitrotoluene, Molinate, Diethylphthalate, Terbacil, Di-n-butylphthalate, p,p'-DDE (4,4'-DDE), Butylbenzylphthalate, Trichlorotrifluoroethane, Methyl Ethyl Ketone, 1,2,3-Trimethylbenzene, Epichlorohydrin, or 1,4-Dioxane in the State of New York.

Notes:

- 1) Bottled water sold in the United States shall not contain Fluoride in excess of the levels published by the USFDA in 21 CFR Part 165.110. These levels are based on the annual average of maximum daily air temperatures at the location where the bottled water is sold at retail. Please refer to the most current edition of the regulation to determine the Fluoride maximum level that pertains to your product.
- 2) A blank on the FDA SOQ column indicates that no maximum level has been established by the FDA for that contaminant.
- 3) An ND result means that the contaminant was not detected at or above the reporting limit.

For a list of NSF Method Detection Limits refer to https://d2evkimvhatqav.cloudfront.net/documents/external/minimum_detection_level_spreadsheet.pdf

March 28, 2023

Laurence J. Henderson
Edge Analytical, Inc.
1620 S. Walnut St.
Burlington, WA 98233

RE: Project: 23-06450
Pace Project No.: 35786760

Dear Laurence Henderson:


Enclosed are the analytical results for sample(s) received by the laboratory on March 17, 2023. The results relate only to the samples included in this report. Results reported herein conform to the applicable TNI/NELAC Standards and the laboratory's Quality Manual, where applicable, unless otherwise noted in the body of the report.

The test results provided in this final report were generated by each of the following laboratories within the Pace Network:

- Pace Analytical Services - Ormond Beach

If you have any questions concerning this report, please feel free to contact me.

Sincerely,



Martha Montero
martha.montero@pacelabs.com
(386)672-5668
Project Manager

Enclosures

cc: Reports, Edge Analytical, Inc.



REPORT OF LABORATORY ANALYSIS

This report shall not be reproduced, except in full,
without the written consent of Pace Analytical Services, LLC.

CERTIFICATIONS

Project: 23-06450

Pace Project No.: 35786760

Pace Analytical Services Ormond Beach

8 East Tower Circle, Ormond Beach, FL 32174

Alaska DEC- CS/UST/LUST

Alabama Certification #: 41320

Colorado Certification: FL NELAC Reciprocity

Connecticut Certification #: PH-0216

Delaware Certification: FL NELAC Reciprocity

Florida Certification #: E83079

Georgia Certification #: 955

Guam Certification: FL NELAC Reciprocity

Hawaii Certification: FL NELAC Reciprocity

Illinois Certification #: 200068

Indiana Certification: FL NELAC Reciprocity

Kansas Certification #: E-10383

Kentucky Certification #: 90050

Louisiana Certification #: FL NELAC Reciprocity

Louisiana Environmental Certificate #: 05007

Maine Certification #: FL01264

Maryland Certification: #346

Massachusetts Certification #: M-FL1264

Michigan Certification #: 9911

Mississippi Certification: FL NELAC Reciprocity

Missouri Certification #: 236

Montana Certification #: Cert 0074

Nebraska Certification: NE-OS-28-14

New Hampshire Certification #: 2958

New Jersey Certification #: FL022

New York Certification #: 11608

North Carolina Environmental Certificate #: 667

North Carolina Certification #: 12710

North Dakota Certification #: R-216

Ohio DEP 87780

Oklahoma Certification #: D9947

Pennsylvania Certification #: 68-00547

Puerto Rico Certification #: FL01264

South Carolina Certification: #96042001

Tennessee Certification #: TN02974

Texas Certification: FL NELAC Reciprocity

US Virgin Islands Certification: FL NELAC Reciprocity

Virginia Environmental Certification #: 460165

West Virginia Certification #: 9962C

Wisconsin Certification #: 399079670

Wyoming (EPA Region 8): FL NELAC Reciprocity

REPORT OF LABORATORY ANALYSIS

This report shall not be reproduced, except in full,
without the written consent of Pace Analytical Services, LLC.

SAMPLE SUMMARY

Project: 23-06450
Pace Project No.: 35786760

Lab ID	Sample ID	Matrix	Date Collected	Date Received
35786760001	23_12853	Drinking Water	03/17/23 17:19	03/17/23 17:19

REPORT OF LABORATORY ANALYSIS

This report shall not be reproduced, except in full,
without the written consent of Pace Analytical Services, LLC.

SAMPLE ANALYTE COUNT

Project: 23-06450
Pace Project No.: 35786760

Lab ID	Sample ID	Method	Analysts	Analytes Reported	Laboratory
35786760001	23_12853	EPA 537.1	JSF	22	PASI-O

PASI-O = Pace Analytical Services - Ormond Beach

REPORT OF LABORATORY ANALYSIS

This report shall not be reproduced, except in full,
without the written consent of Pace Analytical Services, LLC.

ANALYTICAL RESULTS

Project: 23-06450

Pace Project No.: 35786760

Sample: 23_12853 **Lab ID: 35786760001** Collected: 03/17/23 17:19 Received: 03/17/23 17:19 Matrix: Drinking Water

Parameters	Results	Units	PQL	Reg. Limit	DF	Prepared	Analyzed	CAS No.	Qual
537.1 PFAS Compounds, Water									
Analytical Method: EPA 537.1 Preparation Method: EPA 537.1									
Pace Analytical Services - Ormond Beach									
11CI-PF3OUdS	1.5 U	ng/L	1.9		1	03/20/23 09:50	03/21/23 22:11	763051-92-9	
9CI-PF3ONS	1.1 U	ng/L	1.9		1	03/20/23 09:50	03/21/23 22:11	756426-58-1	
ADONA	0.69 U	ng/L	1.9		1	03/20/23 09:50	03/21/23 22:11	919005-14-4	
HFPO-DA	1.6 U	ng/L	1.9		1	03/20/23 09:50	03/21/23 22:11	13252-13-6	
NEtFOSAA	0.89 U	ng/L	1.9		1	03/20/23 09:50	03/21/23 22:11	2991-50-6	
NMeFOSAA	1.5 U	ng/L	1.9		1	03/20/23 09:50	03/21/23 22:11	2355-31-9	
Perfluorobutanesulfonic acid	0.70 I	ng/L	1.9	500	1	03/20/23 09:50	03/21/23 22:11	375-73-5	
Perfluorodecanoic acid	0.93 U	ng/L	1.9		1	03/20/23 09:50	03/21/23 22:11	335-76-2	
Perfluorohexanoic acid	1.2 U	ng/L	1.9		1	03/20/23 09:50	03/21/23 22:11	307-24-4	
Perfluorododecanoic acid	1.4 U	ng/L	1.9		1	03/20/23 09:50	03/21/23 22:11	307-55-1	
Perfluoroheptanoic acid	0.96 U	ng/L	1.9		1	03/20/23 09:50	03/21/23 22:11	375-85-9	
Perfluorohexanesulfonic acid	0.70 U	ng/L	1.9		1	03/20/23 09:50	03/21/23 22:11	355-46-4	
Perfluorononanoic acid	1.9 U	ng/L	1.9		1	03/20/23 09:50	03/21/23 22:11	375-95-1	
Perfluorooctanesulfonic acid	1.2 U	ng/L	1.9	6.5	1	03/20/23 09:50	03/21/23 22:11	1763-23-1	
Perfluorooctanoic acid	0.84 U	ng/L	1.9	5.1	1	03/20/23 09:50	03/21/23 22:11	335-67-1	
Perfluorotetradecanoic acid	1.8 U	ng/L	1.9		1	03/20/23 09:50	03/21/23 22:11	376-06-7	
Perfluorotridecanoic acid	1.7 U	ng/L	1.9		1	03/20/23 09:50	03/21/23 22:11	72629-94-8	
Perfluoroundecanoic acid	1.9 U	ng/L	1.9		1	03/20/23 09:50	03/21/23 22:11	2058-94-8	
Surrogates									
13C2-PFDA (S)	83	%	70-130		1	03/20/23 09:50	03/21/23 22:11		
13C2-PFHxA (S)	84	%	70-130		1	03/20/23 09:50	03/21/23 22:11		
NEtFOSAA-d5 (S)	80	%	70-130		1	03/20/23 09:50	03/21/23 22:11		
HFPO-DAS (S)	76	%	70-130		1	03/20/23 09:50	03/21/23 22:11		

REPORT OF LABORATORY ANALYSIS

This report shall not be reproduced, except in full,
without the written consent of Pace Analytical Services, LLC.

QUALITY CONTROL DATA

Project: 23-06450
Pace Project No.: 35786760

QC Batch: 902927	Analysis Method: EPA 537.1
QC Batch Method: EPA 537.1	Analysis Description: 537.1 PFOA Compounds, Water
	Laboratory: Pace Analytical Services - Ormond Beach

Associated Lab Samples: 35786760001

METHOD BLANK: 4963770 Matrix: Water

Associated Lab Samples: 35786760001

Parameter	Units	Blank Result	Reporting Limit	Analyzed	Qualifiers
11CI-PF3OUdS	ng/L	1.6 U	2.0	03/21/23 16:23	
9CI-PF3ONS	ng/L	1.2 U	2.0	03/21/23 16:23	
ADONA	ng/L	0.74 U	2.0	03/21/23 16:23	
HFPO-DA	ng/L	1.7 U	2.0	03/21/23 16:23	
NEtFOSAA	ng/L	0.95 U	2.0	03/21/23 16:23	
NMeFOSAA	ng/L	1.6 U	2.0	03/21/23 16:23	
Perfluorobutanesulfonic acid	ng/L	0.68 U	2.0	03/21/23 16:23	
Perfluorodecanoic acid	ng/L	0.99 U	2.0	03/21/23 16:23	
Perfluorododecanoic acid	ng/L	1.5 U	2.0	03/21/23 16:23	
Perfluoroheptanoic acid	ng/L	1.0 U	2.0	03/21/23 16:23	
Perfluorohexanesulfonic acid	ng/L	0.75 U	2.0	03/21/23 16:23	
Perfluorohexanoic acid	ng/L	1.3 U	2.0	03/21/23 16:23	
Perfluorononanoic acid	ng/L	2.0 U	2.0	03/21/23 16:23	
Perfluorooctanesulfonic acid	ng/L	1.2 U	2.0	03/21/23 16:23	
Perfluorooctanoic acid	ng/L	0.89 U	2.0	03/21/23 16:23	
Perfluorotetradecanoic acid	ng/L	1.9 U	2.0	03/21/23 16:23	
Perfluorotridecanoic acid	ng/L	1.8 U	2.0	03/21/23 16:23	
Perfluoroundecanoic acid	ng/L	2.0 U	2.0	03/21/23 16:23	
13C2-PFDA (S)	%	89	70-130	03/21/23 16:23	
13C2-PFHxA (S)	%	90	70-130	03/21/23 16:23	
HFPO-DAS (S)	%	82	70-130	03/21/23 16:23	
NEtFOSAA-d5 (S)	%	88	70-130	03/21/23 16:23	

LABORATORY CONTROL SAMPLE: 4963771

Parameter	Units	Spike Conc.	LCS Result	LCS % Rec	% Rec Limits	Qualifiers
11CI-PF3OUdS	ng/L	7.5	7.4	98	70-130	
9CI-PF3ONS	ng/L	7.4	7.3	98	70-130	
ADONA	ng/L	7.6	7.4	98	70-130	
HFPO-DA	ng/L	8	7.5	94	70-130	
NEtFOSAA	ng/L	8	8.4	105	70-130	
NMeFOSAA	ng/L	8	8.5	106	70-130	
Perfluorobutanesulfonic acid	ng/L	7.1	6.4	91	70-130	
Perfluorodecanoic acid	ng/L	8	8.3	104	70-130	
Perfluorododecanoic acid	ng/L	8	8.0	100	70-130	
Perfluoroheptanoic acid	ng/L	8	8.0	100	70-130	
Perfluorohexanesulfonic acid	ng/L	7.3	7.6	104	70-130	
Perfluorohexanoic acid	ng/L	8	8.1	101	70-130	
Perfluorononanoic acid	ng/L	8	8.2	102	70-130	

Results presented on this page are in the units indicated by the "Units" column except where an alternate unit is presented to the right of the result.

REPORT OF LABORATORY ANALYSIS

This report shall not be reproduced, except in full,
without the written consent of Pace Analytical Services, LLC.

QUALITY CONTROL DATA

Project: 23-06450
Pace Project No.: 35786760

LABORATORY CONTROL SAMPLE: 4963771

Parameter	Units	Spike Conc.	LCS Result	LCS % Rec	% Rec Limits	Qualifiers
Perfluorooctanesulfonic acid	ng/L	7.4	5.9	80	70-130	
Perfluorooctanoic acid	ng/L	8	8.1	102	70-130	
Perfluorotetradecanoic acid	ng/L	8	7.6	95	70-130	
Perfluorotridecanoic acid	ng/L	8	7.6	95	70-130	
Perfluoroundecanoic acid	ng/L	8	8.0	100	70-130	
13C2-PFDA (S)	%			97	70-130	
13C2-PFHxA (S)	%			95	70-130	
HFPO-DAS (S)	%			86	70-130	
NETFOSAA-d5 (S)	%			96	70-130	

LABORATORY CONTROL SAMPLE: 4963772

Parameter	Units	Spike Conc.	LCS Result	LCS % Rec	% Rec Limits	Qualifiers
11CI-PF3OUdS	ng/L	1.9	1.8 I	95	50-150	
9CI-PF3ONS	ng/L	1.9	1.8 I	94	50-150	
ADONA	ng/L	1.9	1.9 I	99	50-150	
HFPO-DA	ng/L	2	1.9 I	96	50-150	
NETFOSAA	ng/L	2	2.0 I	100	50-150	
NMeFOSAA	ng/L	2	2.2	112	50-150	
Perfluorobutanesulfonic acid	ng/L	1.8	2.1	118	50-150	
Perfluorodecanoic acid	ng/L	2	1.9 I	95	50-150	
Perfluorododecanoic acid	ng/L	2	1.9 I	96	50-150	
Perfluoroheptanoic acid	ng/L	2	2.0 I	100	50-150	
Perfluorohexanesulfonic acid	ng/L	1.8	1.8 I	97	50-150	
Perfluorohexanoic acid	ng/L	2	2.0	100	50-150	
Perfluorononanoic acid	ng/L	2	2.0	101	50-150	
Perfluorooctanesulfonic acid	ng/L	1.9	1.5 I	82	50-150	
Perfluorooctanoic acid	ng/L	2	2.1	103	50-150	
Perfluorotetradecanoic acid	ng/L	2	1.9 U	90	50-150	
Perfluorotridecanoic acid	ng/L	2	1.8 U	88	50-150	
Perfluoroundecanoic acid	ng/L	2	2.0 U	96	50-150	
13C2-PFDA (S)	%			95	70-130	
13C2-PFHxA (S)	%			95	70-130	
HFPO-DAS (S)	%			87	70-130	
NETFOSAA-d5 (S)	%			94	70-130	

MATRIX SPIKE & MATRIX SPIKE DUPLICATE: 4963773 4963774

Parameter	Units	MS		MSD		MS Result	MSD Result	MS % Rec	MSD % Rec	% Rec Limits	RPD	Max RPD	Qual
		20272351005 Result	Spike Conc.	Spike Conc.	MS Result								
11CI-PF3OUdS	ng/L	ND	138	138	131	124	95	90	70-130	6	30		
9CI-PF3ONS	ng/L	ND	137	136	130	130	95	95	70-130	0	30		
ADONA	ng/L	ND	139	138	113	111	81	80	70-130	2	30		
HFPO-DA	ng/L	ND	147	146	91.0	93.0	62	63	70-130	2	30	J(M1)	

Results presented on this page are in the units indicated by the "Units" column except where an alternate unit is presented to the right of the result.

REPORT OF LABORATORY ANALYSIS

This report shall not be reproduced, except in full,
without the written consent of Pace Analytical Services, LLC.

QUALITY CONTROL DATA

Project: 23-06450

Pace Project No.: 35786760

Parameter	Units	4963773		4963774		MS Result	MSD Result	MS % Rec	MSD % Rec	% Rec Limits	RPD	Max RPD	Qual
		20272351005 Result	MS Spike Conc.	MSD Spike Conc.	MS Result								
NEtFOSAA	ng/L	ND	147	146	128	129	87	88	70-130	1	30		
NMeFOSAA	ng/L	ND	147	146	133	134	90	92	70-130	1	30		
Perfluorobutanesulfonic acid	ng/L	ND	130	130	84.7	91.2	64	69	70-130	7	30	J(M1)	
Perfluorodecanoic acid	ng/L	ND	147	146	144	143	98	97	70-130	1	30		
Perfluorododecanoic acid	ng/L	ND	147	146	143	137	97	93	70-130	5	30		
Perfluoroheptanoic acid	ng/L	ND	147	146	123	125	83	85	70-130	1	30		
Perfluorohexanesulfonic acid	ng/L	ND	134	133	129	132	96	99	70-130	2	30		
Perfluorohexanoic acid	ng/L	ND	147	146	94.6	98.7	64	67	70-130	4	30	J(M1)	
Perfluorononanoic acid	ng/L	ND	147	146	147	145	100	99	70-130	1	30		
Perfluorooctanesulfonic acid	ng/L	ND	136	135	104	107	76	79	70-130	3	30		
Perfluorooctanoic acid	ng/L	ND	147	146	140	140	95	95	70-130	0	30		
Perfluorotetradecanoic acid	ng/L	ND	147	146	133	123	91	84	70-130	8	30		
Perfluorotridecanoic acid	ng/L	ND	147	146	136	127	93	87	70-130	7	30		
Perfluoroundecanoic acid	ng/L	ND	147	146	143	140	97	96	70-130	2	30		
13C2-PFDA (S)	%							96	87	70-130			
13C2-PFHxA (S)	%							62	60	70-130			J(S0)
HFPO-DAS (S)	%							59	54	70-130			J(S0)
NEtFOSAA-d5 (S)	%							80	76	70-130			

Results presented on this page are in the units indicated by the "Units" column except where an alternate unit is presented to the right of the result.

REPORT OF LABORATORY ANALYSIS

This report shall not be reproduced, except in full,
without the written consent of Pace Analytical Services, LLC.

QUALIFIERS

Project: 23-06450

Pace Project No.: 35786760

DEFINITIONS

DF - Dilution Factor, if reported, represents the factor applied to the reported data due to dilution of the sample aliquot.

ND - Not Detected at or above adjusted reporting limit.

TNTC - Too Numerous To Count

MDL - Adjusted Method Detection Limit.

PQL - Practical Quantitation Limit.

RL - Reporting Limit - The lowest concentration value that meets project requirements for quantitative data with known precision and bias for a specific analyte in a specific matrix.

S - Surrogate

1,2-Diphenylhydrazine decomposes to and cannot be separated from Azobenzene using Method 8270. The result for each analyte is a combined concentration.

Consistent with EPA guidelines, unrounded data are displayed and have been used to calculate % recovery and RPD values.

LCS(D) - Laboratory Control Sample (Duplicate)

MS(D) - Matrix Spike (Duplicate)

DUP - Sample Duplicate

RPD - Relative Percent Difference

NC - Not Calculable.

SG - Silica Gel - Clean-Up

U - Indicates the compound was analyzed for, but not detected.

N-Nitrosodiphenylamine decomposes and cannot be separated from Diphenylamine using Method 8270. The result reported for each analyte is a combined concentration.

Reported results are not rounded until the final step prior to reporting. Therefore, calculated parameters that are typically reported as "Total" may vary slightly from the sum of the reported component parameters.

Pace Analytical is TNI accredited. Contact your Pace PM for the current list of accredited analytes.

TNI - The NELAC Institute.

ANALYTE QUALIFIERS

I The reported value is between the laboratory method detection limit and the laboratory practical quantitation limit.

U Compound was analyzed for but not detected.

J(M1) Estimated Value. Matrix spike recovery exceeded QC limits. Batch accepted based on laboratory control sample (LCS) recovery.

J(S0) Estimated Value. Surrogate recovery outside laboratory control limits.

REPORT OF LABORATORY ANALYSIS

This report shall not be reproduced, except in full,
without the written consent of Pace Analytical Services, LLC.

QUALITY CONTROL DATA CROSS REFERENCE TABLE

Project: 23-06450

Pace Project No.: 35786760

Lab ID	Sample ID	QC Batch Method	QC Batch	Analytical Method	Analytical Batch
35786760001	23_12853	EPA 537.1	902927	EPA 537.1	903242

REPORT OF LABORATORY ANALYSIS

This report shall not be reproduced, except in full,
without the written consent of Pace Analytical Services, LLC.



Burlington, WA	Corporate Laboratory (d)	1620 S Walnut St	Burlington, WA 98233	800.755.9295 • 360.757.1400
Bellingham, WA	Microbiology(b)	805 Orchard Dr Ste 4	Bellingham, WA 98225	360.715.1212
Portland, OR	MicrobiologyChem (d)	9150 SW Pioneer Ct Ste W	Wilsonville, OR 97070	503.882.7802
Corvallis, OR	MicrobiologyChem (d)	540 SW Third Street	Corvallis, OR 97333	541.753.4946
Bend, OR	MicrobiologyChem (e)	20332 Empire Ave, Ste F4	Bend, OR 97703	541.639.8425

Subcontract Work Order

Laboratory Name: Pace Analytical - Ormond Beach FL
 8 East Tower Circle
 Ormond Beach, FL 32174
 Project: 1226-105 - 50 State Product

Date: 3/8/2023
 Reference Number: 23-06450
 Date Due: 4/3/2023

Sample ID: 23_12853	Sample Origin: CA	Matrix: Bottled Drinking	Date Sampled: 3/5/2023	12:00
Analyte Name	Units	PQL		

Analytical Method: 537.1

Prep Method:

11-CHLORO-EICOSAFLUORO-3-OXAUNDECANE-1-SULFONATE	ng/L
2,3,3,3-TETRAFLUORO-2-(1,1,2,2,3,3,3-EPTAFLUOROPROPYL)ACETIC ACID	ng/L
4,8-DIOXA-3H-PERFLUORONONANOIC ACID (DONA, ADONA)	ng/L
9-CHLOROHEXADECYCLONONANE-1-SULFONIC ACID	ng/L
N-ETHYLPERFLUORO-1-OCTANESULFONAMIDOACETIC ACID	ng/L
N-METHYLPERFLUORO-1-OCTANESULFONAMIDOACETIC ACID	ng/L
PERFLUOROBUTANESULFONIC ACID (PFBS)	ng/L
PERFLUORODECANOIC ACID (PFDA)	ng/L
PERFLUORODODECANOIC ACID (PFDOA)	ng/L
PERFLUOROHEPTANOIC ACID (PFHPA)	ng/L
PERFLUOROHEXANESULFONIC ACID (PFHXS)	ng/L
PERFLUOROHEXANOIC ACID (PFHXA)	ng/L
PERFLUORONONANOIC ACID (PFNA)	ng/L
PERFLUOROOCTANESULFONIC ACID (PFOS)	ng/L
PERFLUOROOCTANOIC ACID (PFOA)	ng/L
PERFLUOROTETRADECANOIC ACID (PFTEDA)	ng/L
PERFLUOROTRIDECANOIC ACID (PFTRDA)	ng/L
PERFLUOROUNDECANOIC ACID (PFUNA)	ng/L

PRODUCT

WO# : 35786760

35786760

Please send results to: subcontract@edgeanalytical.com

Relinquished by: CJK Date: 3/8/23 Time: 9:40

Date: _____ Time: _____

Received By: KAS pace

Date: 3/15/23 Time: 1420

Date: _____ Time: _____

Pace

WO#: 35786760

PM: MIM Due Date: 04/07/23
 CLIENT: EDGANA

Project #
 Project Manager:
 Client:

Date and Initials of person:
 Examining contents: AS
 Label: _____
 Deliver: _____
 pH: _____

Thermometer Used: T-409 Date: 3/15/23 Time: 1420 Initials: KAS

State of Origin: _____ For WV projects, all containers verified to ≤6 °C

Cooler #1 Temp.°C 19.6 (Visual) 0 (Correction Factor) 19.6 (Actual)
 Cooler #2 Temp.°C _____ (Visual) _____ (Correction Factor) _____ (Actual)
 Cooler #3 Temp.°C _____ (Visual) _____ (Correction Factor) _____ (Actual)
 Cooler #4 Temp.°C _____ (Visual) _____ (Correction Factor) _____ (Actual)
 Cooler #5 Temp.°C _____ (Visual) _____ (Correction Factor) _____ (Actual)
 Cooler #6 Temp.°C _____ (Visual) _____ (Correction Factor) _____ (Actual)
 Recheck for OOT °C _____ (Visual) _____ (Correction Factor) _____ (Actual)

Samples on ice, cooling process has begun.
 Samples on ice, cooling process has begun.
 Samples on ice, cooling process has begun.
 Samples on ice, cooling process has begun.
 Samples on ice, cooling process has begun.
 Samples on ice, cooling process has begun.

Time: _____ Initials: _____

Courier: Fed Ex UPS USPS Client Commercial Pace Other: _____

Shipping Method: Standard Overnight First Overnight Priority Overnight Ground International Priority Other: _____

Billing: Recipient Sender Third Party Credit Card Unknown

Tracking # 3955 1634 0702

Custody Seal Present: Yes No Seal properly placed and intact: Yes No

Ice: Wet Blue Dry None Melted

Packing Material: Bubble Wrap Bubble Bags None Other: _____

Samples shorted to lab: Yes No (if yes, complete the following)

Shorted Date: _____

Shorted Time: _____

Bottle Quantity / Type: _____

Chain of Custody:	Present: <input checked="" type="checkbox"/> Yes <input type="checkbox"/> No Filled Out: <input checked="" type="checkbox"/> Yes <input type="checkbox"/> No <input type="checkbox"/> N/A Pace Relinquished: <input type="checkbox"/> Yes <input type="checkbox"/> No <input checked="" type="checkbox"/> N/A Sampler Accepted: <input type="checkbox"/> Yes <input type="checkbox"/> No <input checked="" type="checkbox"/> N/A								
	Sampler Name: <input type="checkbox"/> Yes <input checked="" type="checkbox"/> No <input type="checkbox"/> N/A Sampler Relinquished: <input type="checkbox"/> Yes <input type="checkbox"/> No <input checked="" type="checkbox"/> N/A Sampling Date(s): <input checked="" type="checkbox"/> Yes <input type="checkbox"/> No <input type="checkbox"/> N/A Sampling Time(s): <input checked="" type="checkbox"/> Yes <input type="checkbox"/> No <input type="checkbox"/> N/A								
Samples Arrived within Hold Time.	<input checked="" type="checkbox"/> Yes <input type="checkbox"/> No <input type="checkbox"/> N/A Comments:								
Rush Turnaround Requested on COC.	<input type="checkbox"/> Yes <input checked="" type="checkbox"/> No <input type="checkbox"/> N/A Comments:								
Sufficient Volume.	<input type="checkbox"/> Yes <input type="checkbox"/> No <input type="checkbox"/> N/A Comments:								
Correct Containers Used.	<input checked="" type="checkbox"/> Yes <input type="checkbox"/> No <input type="checkbox"/> N/A Comments:								
Containers Intact.	<input checked="" type="checkbox"/> Yes <input type="checkbox"/> No <input type="checkbox"/> N/A Comments:								
Sample Labels Match COC (Sample ID, Date/Time of Collection).	<input checked="" type="checkbox"/> Yes <input type="checkbox"/> No <input type="checkbox"/> N/A Comments:								
All containers needing acid / base preservation have been checked.	<input type="checkbox"/> Yes <input type="checkbox"/> No <input checked="" type="checkbox"/> N/A								
All containers needing preservation are found to be in compliance with EPA recommendation:	<input type="checkbox"/> Yes <input type="checkbox"/> No <input checked="" type="checkbox"/> N/A								
Exceptions: Vials, Microbiology, O&G, PFAS									
Headspace in Volatile Vials? (>6mm):	<input type="checkbox"/> Yes <input type="checkbox"/> No <input checked="" type="checkbox"/> N/A								
Trip Blank Present:	<input type="checkbox"/> Yes <input type="checkbox"/> No <input checked="" type="checkbox"/> N/A								
<table border="1"> <thead> <tr> <th colspan="2">Preservation Information</th> </tr> </thead> <tbody> <tr> <td>Preservative: _____</td> <td>Date: _____</td> </tr> <tr> <td>Lot / Trace: _____</td> <td>Time: _____</td> </tr> <tr> <td>Amount added (mL): _____</td> <td>Initials: _____</td> </tr> </tbody> </table>		Preservation Information		Preservative: _____	Date: _____	Lot / Trace: _____	Time: _____	Amount added (mL): _____	Initials: _____
Preservation Information									
Preservative: _____	Date: _____								
Lot / Trace: _____	Time: _____								
Amount added (mL): _____	Initials: _____								

Comments / Resolutions (use back for additional comments):

Pooled JP at 3/17/23 1719

April 24, 2023

Laurence J. Henderson
Edge Analytical, Inc.
1620 S. Walnut St.
Burlington, WA 98233

RE: Project: 23-06450 MTBE
Pace Project No.: 35793989

Dear Laurence Henderson:


Enclosed are the analytical results for sample(s) received by the laboratory on April 20, 2023. The results relate only to the samples included in this report. Results reported herein conform to the applicable TNI/NELAC Standards and the laboratory's Quality Manual, where applicable, unless otherwise noted in the body of the report.

The test results provided in this final report were generated by each of the following laboratories within the Pace Network:

- Pace Analytical Services - Ormond Beach

If you have any questions concerning this report, please feel free to contact me.

Sincerely,



Martha Montero
martha.montero@pacelabs.com
(386)672-5668
Project Manager

Enclosures

cc: Reports, Edge Analytical, Inc.



REPORT OF LABORATORY ANALYSIS

This report shall not be reproduced, except in full,
without the written consent of Pace Analytical Services, LLC.

CERTIFICATIONS

Project: 23-06450 MTBE

Pace Project No.: 35793989

Pace Analytical Services Ormond Beach

8 East Tower Circle, Ormond Beach, FL 32174

Alaska DEC- CS/UST/LUST

Alabama Certification #: 41320

Colorado Certification: FL NELAC Reciprocity

Connecticut Certification #: PH-0216

Delaware Certification: FL NELAC Reciprocity

Florida Certification #: E83079

Georgia Certification #: 955

Guam Certification: FL NELAC Reciprocity

Hawaii Certification: FL NELAC Reciprocity

Illinois Certification #: 200068

Indiana Certification: FL NELAC Reciprocity

Kansas Certification #: E-10383

Kentucky Certification #: 90050

Louisiana Certification #: FL NELAC Reciprocity

Louisiana Environmental Certificate #: 05007

Maine Certification #: FL01264

Maryland Certification: #346

Massachusetts Certification #: M-FL1264

Michigan Certification #: 9911

Mississippi Certification: FL NELAC Reciprocity

Missouri Certification #: 236

Montana Certification #: Cert 0074

Nebraska Certification: NE-OS-28-14

New Hampshire Certification #: 2958

New Jersey Certification #: FL022

New York Certification #: 11608

North Carolina Environmental Certificate #: 667

North Carolina Certification #: 12710

North Dakota Certification #: R-216

Ohio DEP 87780

Oklahoma Certification #: D9947

Pennsylvania Certification #: 68-00547

Puerto Rico Certification #: FL01264

South Carolina Certification: #96042001

Tennessee Certification #: TN02974

Texas Certification: FL NELAC Reciprocity

US Virgin Islands Certification: FL NELAC Reciprocity

Virginia Environmental Certification #: 460165

West Virginia Certification #: 9962C

Wisconsin Certification #: 399079670

Wyoming (EPA Region 8): FL NELAC Reciprocity

REPORT OF LABORATORY ANALYSIS

This report shall not be reproduced, except in full,
without the written consent of Pace Analytical Services, LLC.

SAMPLE SUMMARY

Project: 23-06450 MTBE

Pace Project No.: 35793989

Lab ID	Sample ID	Matrix	Date Collected	Date Received
35793989001	23_12853	Drinking Water	04/20/23 12:47	04/20/23 12:47

REPORT OF LABORATORY ANALYSIS

This report shall not be reproduced, except in full,
without the written consent of Pace Analytical Services, LLC.

SAMPLE ANALYTE COUNT

Project: 23-06450 MTBE

Pace Project No.: 35793989

Lab ID	Sample ID	Method	Analysts	Analytes Reported	Laboratory
35793989001	23_12853	EPA 524.2	AS4	4	PASI-O

PASI-O = Pace Analytical Services - Ormond Beach

REPORT OF LABORATORY ANALYSIS

This report shall not be reproduced, except in full,
without the written consent of Pace Analytical Services, LLC.

ANALYTICAL RESULTS

Project: 23-06450 MTBE

Pace Project No.: 35793989

Sample: 23_12853 **Lab ID: 35793989001** Collected: 04/20/23 12:47 Received: 04/20/23 12:47 Matrix: Drinking Water

Parameters	Results	Units	PQL	Reg. Limit	DF	Prepared	Analyzed	CAS No.	Qual
524.2 MSV		Analytical Method: EPA 524.2 Pace Analytical Services - Ormond Beach							
Methyl-tert-butyl ether	0.36 U	ug/L	1.0		1		04/21/23 14:16	1634-04-4	
Surrogates									
4-Bromofluorobenzene (S)	94	%	70-130		1		04/21/23 14:16	460-00-4	
Toluene-d8 (S)	100	%	70-130		1		04/21/23 14:16	2037-26-5	
1,2-Dichlorobenzene-d4 (S)	100	%	70-130		1		04/21/23 14:16	2199-69-1	

REPORT OF LABORATORY ANALYSIS

This report shall not be reproduced, except in full,
without the written consent of Pace Analytical Services, LLC.

QUALITY CONTROL DATA

Project: 23-06450 MTBE

Pace Project No.: 35793989

QC Batch: 911299	Analysis Method: EPA 524.2
QC Batch Method: EPA 524.2	Analysis Description: 524.2 MSV
	Laboratory: Pace Analytical Services - Ormond Beach

Associated Lab Samples: 35793989001

METHOD BLANK: 5010189 Matrix: Water

Associated Lab Samples: 35793989001

Parameter	Units	Blank Result	Reporting Limit	Analyzed	Qualifiers
Methyl-tert-butyl ether	ug/L	0.36 U	1.0	04/21/23 11:22	
1,2-Dichlorobenzene-d4 (S)	%	103	70-130	04/21/23 11:22	
4-Bromofluorobenzene (S)	%	93	70-130	04/21/23 11:22	
Toluene-d8 (S)	%	100	70-130	04/21/23 11:22	

LABORATORY CONTROL SAMPLE & LCSD: 5010190

5010191

Parameter	Units	Spike Conc.	LCS Result	LCSD Result	LCS % Rec	LCSD % Rec	% Rec Limits	RPD	Max RPD	Qualifiers
Methyl-tert-butyl ether	ug/L	10	10.4	9.6	104	96	70-130	8	20	
1,2-Dichlorobenzene-d4 (S)	%				99	100	70-130			
4-Bromofluorobenzene (S)	%				95	96	70-130			
Toluene-d8 (S)	%				99	99	70-130			

Results presented on this page are in the units indicated by the "Units" column except where an alternate unit is presented to the right of the result.

REPORT OF LABORATORY ANALYSIS

This report shall not be reproduced, except in full,
without the written consent of Pace Analytical Services, LLC.

QUALIFIERS

Project: 23-06450 MTBE

Pace Project No.: 35793989

DEFINITIONS

DF - Dilution Factor, if reported, represents the factor applied to the reported data due to dilution of the sample aliquot.

ND - Not Detected at or above adjusted reporting limit.

TNTC - Too Numerous To Count

MDL - Adjusted Method Detection Limit.

PQL - Practical Quantitation Limit.

RL - Reporting Limit - The lowest concentration value that meets project requirements for quantitative data with known precision and bias for a specific analyte in a specific matrix.

S - Surrogate

1,2-Diphenylhydrazine decomposes to and cannot be separated from Azobenzene using Method 8270. The result for each analyte is a combined concentration.

Consistent with EPA guidelines, unrounded data are displayed and have been used to calculate % recovery and RPD values.

LCS(D) - Laboratory Control Sample (Duplicate)

MS(D) - Matrix Spike (Duplicate)

DUP - Sample Duplicate

RPD - Relative Percent Difference

NC - Not Calculable.

SG - Silica Gel - Clean-Up

U - Indicates the compound was analyzed for, but not detected.

N-Nitrosodiphenylamine decomposes and cannot be separated from Diphenylamine using Method 8270. The result reported for each analyte is a combined concentration.

Reported results are not rounded until the final step prior to reporting. Therefore, calculated parameters that are typically reported as "Total" may vary slightly from the sum of the reported component parameters.

Pace Analytical is TNI accredited. Contact your Pace PM for the current list of accredited analytes.

TNI - The NELAC Institute.

ANALYTE QUALIFIERS

U Compound was analyzed for but not detected.

REPORT OF LABORATORY ANALYSIS

This report shall not be reproduced, except in full,
without the written consent of Pace Analytical Services, LLC.

QUALITY CONTROL DATA CROSS REFERENCE TABLE

Project: 23-06450 MTBE
Pace Project No.: 35793989

Lab ID	Sample ID	QC Batch Method	QC Batch	Analytical Method	Analytical Batch
35793989001	23_12853	EPA 524.2	911299		

REPORT OF LABORATORY ANALYSIS

This report shall not be reproduced, except in full,
without the written consent of Pace Analytical Services, LLC.



Sample Condition Upon Receipt Form (SCUR)

WO# : 35793989

PM: MIM Due Date: 05/04/23
 CLIENT: EDGANA

Date and Initials of person: _____

Examining contents: AS

Label: _____

Deliver: _____

pH: _____

Project # _____
 Project Manager: _____
 Client: _____

Thermometer Used: T-409

Date: 4/10/23

Time: 1441

Initials: EAS1

State of Origin: _____ For WV projects, all containers verified to ≤6 °C

Cooler #1 Temp. °C 19.3 (Visual) 0 (Correction Factor) 19.3 (Actual)
 Cooler #2 Temp. °C _____ (Visual) _____ (Correction Factor) _____ (Actual)
 Cooler #3 Temp. °C _____ (Visual) _____ (Correction Factor) _____ (Actual)
 Cooler #4 Temp. °C _____ (Visual) _____ (Correction Factor) _____ (Actual)
 Cooler #5 Temp. °C _____ (Visual) _____ (Correction Factor) _____ (Actual)
 Cooler #6 Temp. °C _____ (Visual) _____ (Correction Factor) _____ (Actual)
 Recheck for OOT °C _____ (Visual) _____ (Correction Factor) _____ (Actual)

Samples on ice, cooling process has begun.
 Samples on ice, cooling process has begun.
 Samples on ice, cooling process has begun.
 Samples on ice, cooling process has begun.
 Samples on ice, cooling process has begun.
 Samples on ice, cooling process has begun.

Time: _____ Initials: _____

Courier: Fed Ex UPS USPS Client Commercial Pace Other: _____

Shipping Method: Standard Overnight First Overnight Priority Overnight Ground International Priority Other: _____

Billing: Recipient Sender Third Party Credit Card Unknown

Tracking # 3965 7454 3121

Custody Seal Present: Yes No Seal properly placed and intact: Yes No

Ice: Wet Blue Dry None Melted

Packing Material: Bubble Wrap Bubble Bags None Other: _____

Samples shorted to lab: Yes No (If yes, complete the following)
 Shorted Date: _____ Shorted Time: _____
 Bottle Quantity / Type: _____

Chain of Custody:	Present: <input checked="" type="checkbox"/> Yes <input type="checkbox"/> No Filled Out: <input checked="" type="checkbox"/> Yes <input type="checkbox"/> No <input type="checkbox"/> N/A Relinquished From Pace: <input type="checkbox"/> Yes <input type="checkbox"/> No <input checked="" type="checkbox"/> N/A Sampler Name: <input type="checkbox"/> Yes <input checked="" type="checkbox"/> No <input type="checkbox"/> N/A								
	Relinquished To Pace: <input type="checkbox"/> Yes <input checked="" type="checkbox"/> No <input type="checkbox"/> N/A Sampling Date(s): <input checked="" type="checkbox"/> Yes <input type="checkbox"/> No <input type="checkbox"/> N/A Sampling Time(s): <input type="checkbox"/> Yes <input type="checkbox"/> No <input checked="" type="checkbox"/> N/A								
Samples Arrived within Hold Time.	<input checked="" type="checkbox"/> Yes <input type="checkbox"/> No <input type="checkbox"/> N/A Comments: _____								
Rush Turnaround Requested on COC.	<input type="checkbox"/> Yes <input checked="" type="checkbox"/> No <input type="checkbox"/> N/A Comments: _____								
Sufficient Volume.	<input checked="" type="checkbox"/> Yes <input type="checkbox"/> No <input type="checkbox"/> N/A Comments: _____								
Correct Containers Used.	<input checked="" type="checkbox"/> Yes <input type="checkbox"/> No <input type="checkbox"/> N/A Comments: _____								
Containers Intact.	<input checked="" type="checkbox"/> Yes <input type="checkbox"/> No <input type="checkbox"/> N/A Comments: _____								
Sample Labels Match COC (Sample ID, Date/Time of Collection).	<input checked="" type="checkbox"/> Yes <input type="checkbox"/> No <input type="checkbox"/> N/A Comments: _____								
All containers needing acid / base preservation have been checked.	<input type="checkbox"/> Yes <input type="checkbox"/> No <input checked="" type="checkbox"/> N/A								
All containers needing preservation are found to be in compliance with EPA recommendation. <small>Exceptions: Vials, Microbiology, O&G, PFAS</small>	<input type="checkbox"/> Yes <input type="checkbox"/> No <input checked="" type="checkbox"/> N/A								
Headspace in Volatile Vials? (>6mm):	<input type="checkbox"/> Yes <input type="checkbox"/> No <input checked="" type="checkbox"/> N/A								
Trip Blank Present:	<input type="checkbox"/> Yes <input type="checkbox"/> No <input checked="" type="checkbox"/> N/A								
<table border="1"> <thead> <tr> <th colspan="2">Preservation Information</th> </tr> </thead> <tbody> <tr> <td>Preservative: _____</td> <td>Date: _____</td> </tr> <tr> <td>Lot / Trace: _____</td> <td>Time: _____</td> </tr> <tr> <td>Amount added (mL): _____</td> <td>Initials: _____</td> </tr> </tbody> </table>		Preservation Information		Preservative: _____	Date: _____	Lot / Trace: _____	Time: _____	Amount added (mL): _____	Initials: _____
Preservation Information									
Preservative: _____	Date: _____								
Lot / Trace: _____	Time: _____								
Amount added (mL): _____	Initials: _____								

Comments / Resolutions (use back for additional comments): _____



ANALYTICAL

Burlington, WA	Corporate Laboratory (g)	1620 S Walnut St	Burlington, WA 98233	600.755.9295 • 360.757.1400
Bellingham, WA	Microbiology (b)	805 Ordway Drive 4	Bellingham, WA 98225	360.715.1212
Portland, OR	Microbiology/Chem (c)	9150 SW Pioneer Ct Ste W	Wilsonville, OR 97070	503.682.7802
Corvallis, OR	Microbiology/Chem (d)	540 SW Third Street	Corvallis, OR 97333	541.753.4946
Bend, OR	Microbiology/Chem (e)	20332 Emig Ave., Ste F4	Bend, OR 97703	541.639.8425

Subcontract Work Order

Laboratory Name: Pace Analytical - Ormond Beach FL
 8 East Tower Circle
 Ormond Beach, FL 32174
 Project: 1226-105 - 50 State Product

Date: 4/3/2023
 Reference Number: 23-06450
 Date Due: 4/10/2023

Sample ID: 23_12853	Sample Origin: CA	Matrix: Bottled Drinking	Date Sampled: 3/13/2023 10:05
Analyte Name	Units	PQL	

<u>Analytical Method:</u> 524.2	<u>Prep Method:</u>	
d8-TOLUENE (SURR)	%	
FLUOROBENZENE (IS)	Area	
METHYL TERT-BUTYL ETHER	ug/L	0.4

PRODUCT

<u>Analytical Method:</u> 537.1	<u>Prep Method:</u>	
11-METHYLOEICOSAFLUORO-3-OXAUNDECANE-1-SULFONIC ACID (PFOS)	ng/L	1.9
2,3,3,3-TETRAFLUORO-2-(1,1,2,2,3,3,3-EPTAFLUOROPROPYL)ETHANESULFONIC ACID (PFOS)	ng/L	1.9
4,8-DIOXA-3H-PERFLUORONONANOIC ACID (DONA, ADON)	ng/L	1.9
9-CHLOROHEXADECANFLUORO-3-OXANONANE-1-SULFONIC ACID (PFOS)	ng/L	1.9
N-ETHYLPERFLUORO-1-OCTANESULFONAMIDOACETIC ACID (PFOS)	ng/L	1.9
N-METHYLPERFLUORO-1-OCTANESULFONAMIDOACETIC ACID (PFOS)	ng/L	1.9
PERFLUOROBUTANESULFONIC ACID (PFBS)	ng/L	1.9
PERFLUORODECANOIC ACID (PFDA)	ng/L	1.9
PERFLUORODODECANOIC ACID (PFDOA)	ng/L	1.9
PERFLUOROHEPTANOIC ACID (PFHPA)	ng/L	1.9
PERFLUOROHEXANESULFONIC ACID (PFHXS)	ng/L	1.9
PERFLUOROHEXANOIC ACID (PFHXA)	ng/L	1.9
PERFLUORONONANOIC ACID (PFNA)	ng/L	1.9
PERFLUOROOCTANESULFONIC ACID (PFOS)	ng/L	1.9
PERFLUOROOCTANOIC ACID (PFOA)	ng/L	1.9
PERFLUOROTETRADECANOIC ACID (PFTEDA)	ng/L	1.9
PERFLUOROTRIDECANOIC ACID (PFTRDA)	ng/L	1.9
PERFLUOROUNDECANOIC ACID (PFUNA)	ng/L	1.9

Already Sent

Please send results to: subcontract@edgeanalytical.com

Relinquished By _____

 Date Time

Espan
 Received By _____
 4/10/23 1400
 Date Time

Pace Container Order #1093539

Addresses		
Order By : Company <u>Edge Analytical, Inc.</u> Contact <u>Henderson, Laurence</u> Email <u>ljh@edgeanalytical.com</u> Address <u>1620 S. Walnut St.</u> Address 2 _____ City <u>Burlington</u> State <u>WA</u> Zip <u>98233</u> Phone <u>800-755-9295</u>	Ship To : Company <u>EDGANA</u> Contact <u>POUR UP</u> Email <u>ljh@edgeanalytical.com</u> Address <u>POUR UP</u> Address 2 _____ City <u>Burlington</u> State <u>WA</u> Zip <u>98233</u> Phone <u>800-755-9295</u>	Return To: Company <u>Pace Analytical Ormond Beach</u> Contact <u>Montero, Martha</u> Email <u>martha.montero@pacelabs.com</u> Address <u>8 East Tower Circle</u> Address 2 _____ City <u>Ormond Beach</u> State <u>FL</u> Zip <u>32174</u> Phone <u>(386)672-5668</u>

Info			
Project Name <u>23-06450 MTBE</u>	Due Date <u>04/20/2023</u>	Profile <u>4152 L6</u>	Quote _____
Project Manager <u>Montero, Martha</u>	Return Date _____	Carrier <u>Other</u>	Location <u>FL</u>

Trip Blanks <input type="checkbox"/> Include Trip Blanks	Bottle Labels <input type="checkbox"/> Blank <input type="checkbox"/> Pre-Printed No Sample IDs <input checked="" type="checkbox"/> Pre-Printed With Sample IDs	Bottles <input type="checkbox"/> Boxed Cases <input type="checkbox"/> Individually Wrapped <input checked="" type="checkbox"/> Grouped By Sample ID/Matrix
Return Shipping Labels <input type="checkbox"/> No Shipper <input type="checkbox"/> With Shipper	Misc <input type="checkbox"/> Sampling Instructions <input type="checkbox"/> Custody Seal <input type="checkbox"/> Temp. Blanks <input type="checkbox"/> Coolers _____ <input type="checkbox"/> Syringes _____	
COC Options <input type="checkbox"/> Number of Blanks _____ <input checked="" type="checkbox"/> Pre-Printed _____	<input type="checkbox"/> Extra Bubble Wrap <input type="checkbox"/> Short Hold/Rush Stickers <input type="checkbox"/> DI Water <input type="text" value="Liter(s)"/> <input type="checkbox"/> USDA Regulated Soils	

# of Samples	Matrix	Test	Container	Total	# of	Lot #	Notes
1	DW	FL 524.2 MTBE	3-40mL vials HCl	3	0	Q22023-3CYR	

Hazard Shipping Placard In Place : NO

- *Sample receiving hours are Mon-Fri 8:00am-6:00pm and Sat 10:00am-6:00pm unless special arrangements are made with your project manager.
- *Pace Analytical reserves the right to return hazardous, toxic, or radioactive samples to you.
- *Pace Analytical reserves the right to charge for unused bottles, as well as cost associated with sample storage/disposal.
- *Payment term are net 30 days.
- *Please include the proposal number on the chain of custody to insure proper billing.

LAB USE:

Ship Date :	<u>04/20/2023</u>
Prepared By:	<u>CK</u>
Verified By:	_____

Sample

CLIENT USE (Optional):

Date Rec'd:	_____
Received By:	_____
Verified By:	_____

Report Prepared for:

Client Services
Edge Analytical
1620 S. Walnut Street
Burlington WA 98233

**REPORT OF
LABORATORY
ANALYSIS FOR
2,3,7,8-TCDD**

Report Summary:

This report contains results of one drinking water sample analyzed to determine 2,3,7,8-TCDD content. This sample was analyzed according to Method 1613 by High Resolution Gas Chromatography/High Resolution Mass Spectrometry.

TP - The samples were received outside of required temperature range. Analysis was completed upon client approval.

Report Prepared Date:

March 23, 2023

Report Information:

PaceProject#: 10645537
Sample Receipt Date: 03/13/2023
Client Project #: 23-06450
Client Sub PO #: N/A
State Cert #: 2929

Invoicing & Reporting Options:

The report provided has been invoiced as a Level 2 Drinking Water Report. If an upgrade of this report package is requested, an additional charge may be applied.

Please review the attached invoice for accuracy and forward any questions to Kirsten Hogberg, your Pace Project Manager.

This report has been reviewed by:



March 23, 2023

Kirsten Hogberg, Project Manager
(612) 607-6407
(612) 607-6444 (fax)
kirsten.hogberg@pacelabs.com



Report of Laboratory Analysis

This report should not be reproduced, except in full, without the written consent of Pace Analytical Services, Inc.

The results relate only to the samples included in this report.



Minnesota Laboratory Certifications

Authority	Certificate #	Authority	Certificate #
A2LA	2926.01	Missouri	10100
Alabama	40770	Montana	CERT0092
Alaska-DW	MN00064	Nebraska	NE-OS-18-06
Alaska-UST	17-009	Nevada	MN00064
Arizona	AZ0014	New Hampshire	2081
Arkansas - WW	88-0680	New Jersey	MN002
Arkansas-DW	MN00064	New York	11647
California	2929	North Carolina-	27700
Colorado	MN00064	North Carolina-	530
Connecticut	PH-0256	North Dakota	R-036
Florida	E87605	Ohio-DW	41244
Georgia	959	Ohio-VAP (170	CL101
Hawaii	MN00064	Ohio-VAP (180	CL110
Idaho	MN00064	Oklahoma	9507
Illinois	200011	Oregon-Primary	MN300001
Indiana	C-MN-01	Oregon-Second	MN200001
Iowa	368	Pennsylvania	68-00563
Kansas	E-10167	Puerto Rico	MN00064
Kentucky-DW	90062	South Carolina	74003
Kentucky-WW	90062	Tennessee	TN02818
Louisiana-DEQ	AI-84596	Texas	T104704192
Louisiana-DW	MN00064	Utah	MN00064
Maine	MN00064	Vermont	VT-027053137
Maryland	322	Virginia	460163
Michigan	9909	Washington	C486
Minnesota	027-053-137	West Virginia-D	382
Minnesota-Ag	via MN 027-053	West Virginia-D	9952C
Minnesota-Petr	1240	Wisconsin	999407970
Mississippi	MN00064	Wyoming-UST	via A2LA 2926.

REPORT OF LABORATORY ANALYSIS

This report shall not be reproduced, except in full,
 without the written consent of Pace Analytical Services, Inc.



Reporting Flags

- A = Reporting Limit based on signal to noise (EDL)
- B = Less than 10x higher than method blank level
- C = Result obtained from confirmation analysis
- D = Result obtained from analysis of diluted sample
- E = Exceeds calibration range
- H2 = Extracted outside of holding time
- I = Isotope ratio out of specification
- J = Estimated value
- L = Suppressive interference, analyte may be biased low
- Nn = Value obtained from additional analysis
- P = PCDE Interference
- R = Recovery outside target range
- S = Peak saturated
- U = Analyte not detected
- V = Result verified by confirmation analysis
- X = %D Exceeds limits
- Y = Calculated using average of daily RFs

REPORT OF LABORATORY ANALYSIS

This report shall not be reproduced, except in full,
without the written consent of Pace Analytical Services, LLC.



Burlington, WA	Corporate Laboratory (d)	1620 S Walnut St	Burlington, WA 98233	8007559295 • 3607571400
Bellingham, WA	Microbiology(b)	805 Orchard Dr Ste 4	Bellingham, WA 98225	3607151212
Portland, OR	Microbiology/Chem (c)	9150 SW Pioneer Ct Ste W	Wilsonville, OR 97070	5036827802
Corvallis, OR	Microbiology/Chem (d)	540 SW Third Street	Corvallis, OR 97333	5417534946
Bend, OR	Microbiology/Chem (e)	20332 Empire Ave., Ste. F4	Bend, OR 97703	5416398425

Subcontract Work Order

Laboratory Name: Pace Analytical Services, Inc.
 1700 Elm Street
 Minneapolis, MN 55414
 Project: 1226-105 - 50 State Product

Date: 3/8/2023
 Reference Number: 23-06450
 Date Due: 4/3/2023

Sample ID: 23_12853	Sample Origin: CA	Matrix: Bottled Drinking	Date Sampled: 3/5/2023	12:00	001
Analyte Name		Units	PQL		

Analytical Method: 1613
 Prep Method:
 DIOXIN (2,3,7,8-TETRACHLORODIBENZO-P-DIOXIN) pg/L 5

PRODUCT

WO# : 10645537



Please send results to: subcontract@edgeanalytical.com

Relin: CJK 3/8/23 9:40

 Date Time

Received By: Brian C. PALE
 3/13/23 9:20 19.6°C
 Date Time

Effective Date:

Sample Condition Upon Receipt

Client Name:

Edge Analytical

Project #:

WO#: 10645537

PM: KNH

Due Date: 03/27/23

CLIENT: Edge

Courier: FedEx UPS USPS Client Pace Speedee Commercial

See Exceptions

Tracking Number: 12 741 W47 03 4365 6779 ENV-FRM-MIN4-0142

Custody Seal on Cooler/Box Present? Yes No Seals Intact? Yes No

Biological Tissue Frozen? Yes No N/A

Packing Material: Bubble Wrap Bubble Bags None Other

Temp Blank? Yes No

Thermometer: T1 (0461) T2 (1336) T3 (0459) T4 (0254) T5 (0178) T6 (0235) T7 (0042) T8 (0775) T9(0727) 01339252/1710

Type of Ice: Wet Blue Dry None Melted

Did Samples Originate in West Virginia? Yes No

Were All Container Temps Taken? Yes No N/A

Temp should be above freezing to 6 °C

Cooler temp Read w/Temp Blank: °C

Average Corrected Temp

(no temp blank only): 19.6 °C

Correction Factor: -0.1

Cooler Temp Corrected w/temp blank: °C

See Exceptions ENV-FRM-MIN4-0142 1 Container

USDA Regulated Soil: N/A (water sample/other:)

Date/Initials of Person Examining Contents: BGL 3/13/23

Did samples originate in a quarantine zone within the United States: AL, AR, AZ CA, FL, GA, ID, LA, MS, NC, NM, NY, OK, OR, SC, TN, TX, or VA (check maps)? Yes No

Did samples originate from a foreign source (internationally, including Hawaii and Puerto Rico)? Yes No

If Yes to either question, fill out a Regulated Soil Checklist (ENV-FRM-MIN4-0154) and include with SCUR/COC paperwork.

Regulated Soil Checklist table with columns for Location (Duluth, Minneapolis, Virginia) and COMMENTS. Rows include Chain of Custody, Samples Arrived within Hold Time, Rush Turn Around Time, Sufficient Sample Volume, Correct Containers Used, Containers Intact, Field Filtered Volume Received, Is sufficient information available to reconcile the samples to the COC?, All containers needing acid/base preservation have been checked?, All containers needing preservation are found to be in compliance with EPA recommendation?, Exceptions: VOA, Coliform, TOC/DOC Oil and Grease, DRO/8015 (water) and Dioxins/PFAS, Headspace in Methyl Mercury Container?, Extra labels present on soil VOA or WIDRO containers?, Headspace in VOA Vials (greater than 6mm)?, 3 Trip Blanks Present?, Trip Blank Custody Seals Present?.

CLIENT NOTIFICATION/RESOLUTION

Person Contacted:

Date/Time:

Comments/Resolution:

Field Data Required? Yes No

Project Manager Review: Kirsten Hojberg

Date: 3/13/2023

NOTE: Whenever there is a discrepancy affecting North Carolina compliance samples, a copy of this form will be sent to the North Carolina DEHNR Certification Office (i.e., out of hold, incorrect preservative, out of temp, incorrect containers).

Labeled By: BGL

Line: 2



DC#_Title: ENV-FRM-MIN4-0142 v02_Sample Condition Upon Receipt (SCUR) Exception Form

Effective Date: 09/22/2022

Workorder #: 10645540

No Temp Blank		
Read Temp	Corrected Temp	Average temp
20.1	20.0	19.6
19.6	19.5	19.6
20.3	20.2	19.6
19.4	19.3	19.6

PM Notified of Out of Temp Cooler? <input type="checkbox"/> Yes <input type="checkbox"/> No If yes, indicate who was contacted, date and time. If no, indicate reason why.
Multiple Cooler Project? <input type="checkbox"/> Yes <input type="checkbox"/> No

If anything is OVER 6.0° C, you MUST document containers in this section HERE



Tracking Number	Temperature

Out of Temp Sample ID	Container Type	# of Containers

pH Adjustment Log for Preserved Samples										
Sample ID	Type Of Preserve	pH Upon Receipt	Date Adjusted	Time Adjusted	Amount Added (mL)	Lot # Added	pH After	In Compliance After Addition?		Initials
								<input type="checkbox"/> Yes	<input type="checkbox"/> No	
								<input type="checkbox"/> Yes	<input type="checkbox"/> No	
								<input type="checkbox"/> Yes	<input type="checkbox"/> No	
								<input type="checkbox"/> Yes	<input type="checkbox"/> No	
								<input type="checkbox"/> Yes	<input type="checkbox"/> No	
								<input type="checkbox"/> Yes	<input type="checkbox"/> No	
								<input type="checkbox"/> Yes	<input type="checkbox"/> No	
								<input type="checkbox"/> Yes	<input type="checkbox"/> No	

Comments:



Drinking Water Analysis Results
2,3,7,8-TCDD -- USEPA Method 1613B

Te612-607-1700
Fax612-607-6444


Sample ID.....23_12853
Client..... Edge Analytical
Lab Sample ID..... 10645537001

Date Collected.....03/05/2023
Date Received.....03/13/2023
Date Extracted.....03/14/2023

	Sample 23_12853	Method Blank	Lab Spike	Lab Spike Dup
[2,3,7,8-TCDD]	ND	ND	--	--
LOQ	5.0 pg/L	5.0 pg/L	--	--
2,3,7,8-TCDD Recovery	--	--	103%	112%
Spike Recovery Limit	--	--	73-146%	73-146%
RPD			8.7%	
IS Recovery	59%	79%	40%	54%
IS Recovery Limits	31-137%	31-137%	25-141%	25-141%
CS Recovery	63%	64%	50%	52%
CS Recovery Limits	42-164%	42-164%	37-158%	37-158%

Filename	E230317A_15	E230321A_05	E230321A_03	E230321A_04
Analysis Date	03/17/2023	03/21/2023	03/21/2023	03/21/2023
Analysis Time	08:35	14:48	13:55	14:24
Analyst	SMT	SMT	SMT	SMT
Volume	0.958L	1.008L	1.010L	1.010L
Dilution	NA	NA	NA	NA
ICAL Date	11/30/2021	11/30/2021	11/30/2021	11/30/2021
CCAL Filename	E230317A_02	E230321A_02	E230321A_02	E230321A_02

- ! = Outside the Control Limits
- ND = Not Detected
- LOQ = Limit of Quantitation
- Limits = Control Limits from Method 1613 (10/94 Revision), Tables 6A and 7A
- RPD = Relative Percent Difference of Lab Spike Recoveries
- IS = Internal Standard [2,3,7,8-TCDD-¹³C₁₂]
- CS = Cleanup Standard [2,3,7,8-TCDD-³⁷Cl₄]

Analyst: 

Project No.....10645537

March 27, 2023

Subcontract-TEAM for EDGE Analytical

RE: Project: 23-06450
Pace Project No.: 30569948

Dear Subcontract-TEAM EDGE Analytical:

Enclosed are the analytical results for sample(s) received by the laboratory on March 14, 2023. The results relate only to the samples included in this report. Results reported herein conform to the applicable TNI/NELAC Standards and the laboratory's Quality Manual, where applicable, unless otherwise noted in the body of the report.

The test results provided in this final report were generated by each of the following laboratories within the Pace Network:

- Pace Analytical Services - Greensburg

If you have any questions concerning this report, please feel free to contact me.

Sincerely,



Carla Cmar
carla.cmar@pacelabs.com
(724)850-5600
Project Manager

Enclosures

cc: Karen Crowell, Edge Analytical
Results, Edge Analytical
Server, Edge Analytical Laboratory



REPORT OF LABORATORY ANALYSIS

This report shall not be reproduced, except in full,
without the written consent of Pace Analytical Services, LLC.

CERTIFICATIONS

Project: 23-06450
Pace Project No.: 30569948

Pace Analytical Services Pennsylvania

1638 Roseytown Rd Suites 2,3&4, Greensburg, PA 15601

ANAB DOD-ELAP Rad Accreditation #: L2417

Alabama Certification #: 41590

Arizona Certification #: AZ0734

Arkansas Certification

California Certification #: 04222CA

Colorado Certification #: PA01547

Connecticut Certification #: PH-0694

Delaware Certification

EPA Region 4 DW Rad

Florida/TNI Certification #: E87683

Georgia Certification #: C040

Florida: Cert E871149 SEKS WET

Guam Certification

Hawaii Certification

Idaho Certification

Illinois Certification

Indiana Certification

Iowa Certification #: 391

Kansas/TNI Certification #: E-10358

Kentucky Certification #: KY90133

KY WW Permit #: KY0098221

KY WW Permit #: KY0000221

Louisiana DHH/TNI Certification #: LA180012

Louisiana DEQ/TNI Certification #: 4086

Maine Certification #: 2017020

Maryland Certification #: 308

Massachusetts Certification #: M-PA1457

Michigan/PADEP Certification #: 9991

Missouri Certification #: 235

Montana Certification #: Cert0082

Nebraska Certification #: NE-OS-29-14

Nevada Certification #: PA014572018-1

New Hampshire/TNI Certification #: 297617

New Jersey/TNI Certification #: PA051

New Mexico Certification #: PA01457

New York/TNI Certification #: 10888

North Carolina Certification #: 42706

North Dakota Certification #: R-190

Ohio EPA Rad Approval: #41249

Oregon/TNI Certification #: PA200002-010

Pennsylvania/TNI Certification #: 65-00282

Puerto Rico Certification #: PA01457

Rhode Island Certification #: 65-00282

South Dakota Certification

Tennessee Certification #: 02867

Texas/TNI Certification #: T104704188-17-3

Utah/TNI Certification #: PA014572017-9

USDA Soil Permit #: P330-17-00091

Vermont Dept. of Health: ID# VT-0282

Virgin Island/PADEP Certification

Virginia/VELAP Certification #: 460198

Washington Certification #: C868

West Virginia DEP Certification #: 143

West Virginia DHHR Certification #: 9964C

Wisconsin Approve List for Rad

Wyoming Certification #: 8TMS-L

REPORT OF LABORATORY ANALYSIS

This report shall not be reproduced, except in full,
without the written consent of Pace Analytical Services, LLC.

SAMPLE SUMMARY

Project: 23-06450
Pace Project No.: 30569948

Lab ID	Sample ID	Matrix	Date Collected	Date Received
30569948001	23-12853	Drinking Water	03/05/23 12:00	03/14/23 17:05

REPORT OF LABORATORY ANALYSIS

This report shall not be reproduced, except in full,
without the written consent of Pace Analytical Services, LLC.

SAMPLE ANALYTE COUNT

Project: 23-06450

Pace Project No.: 30569948

Lab ID	Sample ID	Method	Analysts	Analytes Reported	Laboratory
30569948001	23-12853	EPA 900.0	KET	2	PASI-PA
		EPA 903.1	GDH	1	PASI-PA
		EPA 904.0	JGH	1	PASI-PA

PASI-PA = Pace Analytical Services - Greensburg

REPORT OF LABORATORY ANALYSIS

This report shall not be reproduced, except in full,
without the written consent of Pace Analytical Services, LLC.

PROJECT NARRATIVE

Project: 23-06450
Pace Project No.: 30569948

Method: EPA 900.0
Description: 900.0 Gross Alpha/Beta
Client: EDGE Analytical Laboratories
Date: March 27, 2023

General Information:

1 sample was analyzed for EPA 900.0 by Pace Analytical Services Greensburg. All samples were received in acceptable condition with any exceptions noted below or on the chain-of custody and/or the sample condition upon receipt form (SCUR) attached at the end of this report.

Hold Time:

The samples were analyzed within the method required hold times with any exceptions noted below.

Method Blank:

All analytes were below the report limit in the method blank, where applicable, with any exceptions noted below.

Laboratory Control Spike:

All laboratory control spike compounds were within QC limits with any exceptions noted below.

Matrix Spikes:

All percent recoveries and relative percent differences (RPDs) were within acceptance criteria with any exceptions noted below.

Additional Comments:

REPORT OF LABORATORY ANALYSIS

This report shall not be reproduced, except in full,
without the written consent of Pace Analytical Services, LLC.

PROJECT NARRATIVE

Project: 23-06450
Pace Project No.: 30569948

Method: EPA 903.1
Description: 903.1 Radium 226
Client: EDGE Analytical Laboratories
Date: March 27, 2023

General Information:

1 sample was analyzed for EPA 903.1 by Pace Analytical Services Greensburg. All samples were received in acceptable condition with any exceptions noted below or on the chain-of custody and/or the sample condition upon receipt form (SCUR) attached at the end of this report.

Hold Time:

The samples were analyzed within the method required hold times with any exceptions noted below.

Method Blank:

All analytes were below the report limit in the method blank, where applicable, with any exceptions noted below.

Laboratory Control Spike:

All laboratory control spike compounds were within QC limits with any exceptions noted below.

Matrix Spikes:

All percent recoveries and relative percent differences (RPDs) were within acceptance criteria with any exceptions noted below.

Additional Comments:

REPORT OF LABORATORY ANALYSIS

This report shall not be reproduced, except in full,
without the written consent of Pace Analytical Services, LLC.

PROJECT NARRATIVE

Project: 23-06450

Pace Project No.: 30569948

Method: EPA 904.0

Description: 904.0 Radium 228

Client: EDGE Analytical Laboratories

Date: March 27, 2023

General Information:

1 sample was analyzed for EPA 904.0 by Pace Analytical Services Greensburg. All samples were received in acceptable condition with any exceptions noted below or on the chain-of custody and/or the sample condition upon receipt form (SCUR) attached at the end of this report.

Hold Time:

The samples were analyzed within the method required hold times with any exceptions noted below.

Method Blank:

All analytes were below the report limit in the method blank, where applicable, with any exceptions noted below.

Laboratory Control Spike:

All laboratory control spike compounds were within QC limits with any exceptions noted below.

Matrix Spikes:

All percent recoveries and relative percent differences (RPDs) were within acceptance criteria with any exceptions noted below.

Additional Comments:

This data package has been reviewed for quality and completeness and is approved for release.

REPORT OF LABORATORY ANALYSIS

This report shall not be reproduced, except in full,
without the written consent of Pace Analytical Services, LLC.

ANALYTICAL RESULTS - RADIOCHEMISTRY

Project: 23-06450

Pace Project No.: 30569948

Sample: 23-12853 **Lab ID: 30569948001** Collected: 03/05/23 12:00 Received: 03/14/23 17:05 Matrix: Drinking Water

PWS: Site ID: Sample Type:

Comments: • The preservative type is not listed on the COC.
• The sampler's name and signature were not listed on the COC.

Parameters	Method	Act ± Unc (MDC) Carr Trac	Units	Analyzed	CAS No.	Qual
Pace Analytical Services - Greensburg						
Gross Alpha	EPA 900.0	0.086 ± 0.335 (0.827) C:NA T:NA	pCi/L	03/21/23 20:30	12587-46-1	
Gross Beta	EPA 900.0	1.10 ± 0.606 (1.16) C:NA T:NA	pCi/L	03/21/23 20:30	12587-47-2	
Pace Analytical Services - Greensburg						
Radium-226	EPA 903.1	0.433 ± 0.509 (0.804) C:NA T:98%	pCi/L	03/25/23 15:03	13982-63-3	
Pace Analytical Services - Greensburg						
Radium-228	EPA 904.0	0.345 ± 0.259 (0.517) C:85% T:96%	pCi/L	03/23/23 11:38	15262-20-1	

REPORT OF LABORATORY ANALYSIS

This report shall not be reproduced, except in full,
without the written consent of Pace Analytical Services, LLC.

QUALITY CONTROL - RADIOCHEMISTRY

Project: 23-06450

Pace Project No.: 30569948

QC Batch: 573926

Analysis Method: EPA 904.0

QC Batch Method: EPA 904.0

Analysis Description: 904.0 Radium 228

Laboratory: Pace Analytical Services - Greensburg

Associated Lab Samples: 30569948001

METHOD BLANK: 2787262

Matrix: Water

Associated Lab Samples: 30569948001

Parameter	Act ± Unc (MDC) Carr Trac	Units	Analyzed	Qualifiers
Radium-228	-0.129 ± 0.211 (0.527) C:84% T:99%	pCi/L	03/23/23 11:36	

Results presented on this page are in the units indicated by the "Units" column except where an alternate unit is presented to the right of the result.

REPORT OF LABORATORY ANALYSIS

This report shall not be reproduced, except in full,
without the written consent of Pace Analytical Services, LLC.

QUALITY CONTROL - RADIOCHEMISTRY

Project: 23-06450

Pace Project No.: 30569948

QC Batch: 573925

Analysis Method: EPA 903.1

QC Batch Method: EPA 903.1

Analysis Description: 903.1 Radium-226

Laboratory: Pace Analytical Services - Greensburg

Associated Lab Samples: 30569948001

METHOD BLANK: 2787261

Matrix: Water

Associated Lab Samples: 30569948001

Parameter	Act ± Unc (MDC) Carr Trac	Units	Analyzed	Qualifiers
Radium-226	0.182 ± 0.358 (0.654) C:NA T:98%	pCi/L	03/25/23 14:48	

Results presented on this page are in the units indicated by the "Units" column except where an alternate unit is presented to the right of the result.

REPORT OF LABORATORY ANALYSIS

This report shall not be reproduced, except in full,
without the written consent of Pace Analytical Services, LLC.

QUALITY CONTROL - RADIOCHEMISTRY

Project: 23-06450
Pace Project No.: 30569948

QC Batch: 574419	Analysis Method: EPA 900.0
QC Batch Method: EPA 900.0	Analysis Description: 900.0 Gross Alpha/Beta
	Laboratory: Pace Analytical Services - Greensburg

Associated Lab Samples: 30569948001

METHOD BLANK: 2789471 Matrix: Water

Associated Lab Samples: 30569948001

Parameter	Act ± Unc (MDC) Carr Trac	Units	Analyzed	Qualifiers
Gross Alpha	0.284 ± 0.386 (0.799) C:NA T:NA	pCi/L	03/21/23 20:30	
Gross Beta	-0.293 ± 0.493 (1.20) C:NA T:NA	pCi/L	03/21/23 20:30	

Results presented on this page are in the units indicated by the "Units" column except where an alternate unit is presented to the right of the result.

REPORT OF LABORATORY ANALYSIS

This report shall not be reproduced, except in full,
without the written consent of Pace Analytical Services, LLC.

QUALIFIERS

Project: 23-06450
Pace Project No.: 30569948

DEFINITIONS

DF - Dilution Factor, if reported, represents the factor applied to the reported data due to dilution of the sample aliquot.

ND - Not Detected at or above adjusted reporting limit.

TNTC - Too Numerous To Count

J - Estimated concentration above the adjusted method detection limit and below the adjusted reporting limit.

MDL - Adjusted Method Detection Limit.

PQL - Practical Quantitation Limit.

RL - Reporting Limit - The lowest concentration value that meets project requirements for quantitative data with known precision and bias for a specific analyte in a specific matrix.

S - Surrogate

1,2-Diphenylhydrazine decomposes to and cannot be separated from Azobenzene using Method 8270. The result for each analyte is a combined concentration.

Consistent with EPA guidelines, unrounded data are displayed and have been used to calculate % recovery and RPD values.

LCS(D) - Laboratory Control Sample (Duplicate)

MS(D) - Matrix Spike (Duplicate)

DUP - Sample Duplicate

RPD - Relative Percent Difference

NC - Not Calculable.

SG - Silica Gel - Clean-Up

U - Indicates the compound was analyzed for, but not detected.

N-Nitrosodiphenylamine decomposes and cannot be separated from Diphenylamine using Method 8270. The result reported for each analyte is a combined concentration.

Reported results are not rounded until the final step prior to reporting. Therefore, calculated parameters that are typically reported as "Total" may vary slightly from the sum of the reported component parameters.

Act - Activity

Unc - Uncertainty: For Safe Drinking Water Act (SDWA) analyses, the reported Unc. is the calculated Count Uncertainty (95% confidence interval) using a coverage factor of 1.96. For all other matrices (non-SDWA), the reported Unc. is the calculated Expanded Uncertainty (aka Combined Standard Uncertainty, CSU), reported at the 95% confidence interval using a coverage factor of 1.96.

Gamma Spec: The Unc. reported for all gamma-spectroscopy analyses (EPA 901.1), is the calculated Expanded Uncertainty (CSU) at the 95.4% confidence interval, using a coverage factor of 2.0.

(MDC) - Minimum Detectable Concentration

Trac - Tracer Recovery (%)

Carr - Carrier Recovery (%)

Pace Analytical is TNI accredited. Contact your Pace PM for the current list of accredited analytes.

TNI - The NELAC Institute.

REPORT OF LABORATORY ANALYSIS

This report shall not be reproduced, except in full,
without the written consent of Pace Analytical Services, LLC.



Burlington, WA	Corporate Laboratory (d)	1620 S Walnut St	Burlington, WA 98233	800.755.9295 • 360.757.1400
Bellingham, WA	Microbiology (b)	806 Orchard Dr Ste 4	Bellingham, WA 98225	360.715.1212
Portland, OR	Microbiology/Chem (d)	9150 SW Pioneer Ct Ste W	Wilsonville, OR 97070	503.662.7602
Corvallis, OR	Microbiology/Chem (d)	540 SW Third Street	Corvallis, OR 97333	541.753.4846
Bend, OR	Microbiology/Chem (e)	20332 Empire Ave, S.B. F4	Bend, OR 97703	541.639.8425

Subcontract Work Order

Laboratory Name: PACE ANALYTICAL - Radiological Laboratory
 1638 Roseytown Road
 Greensburg, PA 15601

Date: 3/8/2023
 Reference Number: 23-06450
 Date Due: 4/3/2023

Project: 1226-105 - 50 State Product

Sample ID: 23_12853	Sample Origin: CA	Matrix: Bottled Drinking	Date Sampled: 3/5/2023	12:00
Analyte Name	Units	PQL		

<u>Analytical Method:</u> 900.0	<u>Prep Method:</u>
GROSS ALPHA	pCi/L
GROSS BETA	pCi/L
<u>Analytical Method:</u> 903.1	<u>Prep Method:</u>
RADIUM 226	pCi/L
<u>Analytical Method:</u> 904.0	<u>Prep Method:</u>
RADIUM 228	pCi/L

PRODUCT

WO#: 30569948



Please send results to: subcontract@edgeanalytical.com

Relinquish: CJK 3/8/23 9:40

 Date Time

Received By: *[Signature]*
 3/10/23 17:05

 Date Time



DC#_ Title: ENV-FRM-GBUR-0088 v04_Sample Condition Upon Receipt-
Pittsburgh

WO#: 30569948

Effective Date: 02/03/2023

PM: CMC
CLIENT: EDGE

Due Date: 04/05/23

Client Name: Edge

Courier: Fed Ex UPS USPS Client Commercial Pace Other

Tracking Number: 1Z 7U1W470344859763

Examined By	<u>TH</u>
Labeled By	<u>TH</u>
Temped By	<u>-</u>

Custody Seal on Cooler/Box Present: Yes No Seals Intact: Yes No

Thermometer Used: - Type of Ice: Wet Blue (None)

Cooler Temperature: Observed Temp - °C Correction Factor: - °C Final Temp: - °C

Temp should be above freezing to 6°C

Comments:	Yes	No	NA	pH paper Lot#	D.P.D. Residual Chlorine Lot #
				<u>1005121</u>	<u>-</u>
Chain of Custody Present	<input checked="" type="checkbox"/>				
Chain of Custody Filled Out:	<input checked="" type="checkbox"/>				
-Were client corrections present on COC		<input checked="" type="checkbox"/>			
Chain of Custody Relinquished	<input checked="" type="checkbox"/>				
Sampler Name & Signature on COC:		<input checked="" type="checkbox"/>			
Sample Labels match COC:		<input checked="" type="checkbox"/>			
-Includes date/time/ID					
Matrix:			<u>DW</u>		
Samples Arrived within Hold Time:	<input checked="" type="checkbox"/>				
Short Hold Time Analysis (<72hr remaining):		<input checked="" type="checkbox"/>			
Rush Turn Around Time Requested:		<input checked="" type="checkbox"/>			
Sufficient Volume:	<input checked="" type="checkbox"/>				
Correct Containers Used:	<input checked="" type="checkbox"/>				
-Pace Containers Used		<input checked="" type="checkbox"/>			
Containers Intact:	<input checked="" type="checkbox"/>				
Orthophosphate field filtered:			<input checked="" type="checkbox"/>		
Hex Cr Aqueous samples field filtered:			<input checked="" type="checkbox"/>		
Organic Samples checked for dechlorination			<input checked="" type="checkbox"/>		
Filtered volume received for dissolved tests:			<input checked="" type="checkbox"/>		
All containers checked for preservation:	<input checked="" type="checkbox"/>				
exceptions: VOA, coliform, TOC, O&G, Phenolics, Radon, non-aqueous matrix					
All containers meet method preservation requirements:		<input checked="" type="checkbox"/>		Initial when completed <u>TH</u>	Date/Time of Preservation <u>3/11/23 17:05</u>
				Lot# of added Preservative <u>HNO3 217007</u>	
8260C/D: Headspace in VOA Vials (> 6mm)			<input checked="" type="checkbox"/>		
624.1: Headspace in VOA Vials (0mm)			<input checked="" type="checkbox"/>		
Trip Blank Present:			<input checked="" type="checkbox"/>		Trip blank custody seal present? YES or NO
Rad Samples Screened <0.5 mrem/hr.	<input checked="" type="checkbox"/>			Initial when completed <u>TH</u>	Date: <u>3/11/23</u> Survey Meter SN: <u>1965</u>
Comments:					

Note: For NC compliance samples with discrepancies, a copy of this form must be sent to the DEHNR Certification office.
PM Review is documented electronically in LIMS through the SRF Review schedule in the Workorder Edit Screen.

